



Find your  
workmate



# Find Your workmate

## WE HAVE BEEN THE WORKERS' BEST MATE FOR 30 YEARS

Our mission is to make everyday life easier for each and every worker who has to handle and/or move material. We want to be a strong and stable workmate who is always there to back you up. Our products make the working day not only simpler, but also safer and easier on your back, knees and arms.

Comprising around 1,400 standard products, the "Your workmate" range can handle the majority of requirements on the market. All our trolleys are in stock and will be shipped out within two working days after receiving your order. If you have specific wishes and needs, we can certainly accommodate them as well – turn to page 5 to find out more about our customised products.

## FIND YOUR WORKMATE

There are several ways to find the right product for your business. The facing page presents three simple routes into our range of trolleys.

For detailed information about all our trolleys, visit **[www.kongamek.com](http://www.kongamek.com)**. Our website features information in eleven languages, and you can search by product category or sector. Can't find what you're looking for? Please do not hesitate to contact us.

*Your workmate*  
**Kongamek**



## HOW TO FIND YOUR WAY AROUND THE CATALOGUE



### FIND WHAT YOU'RE LOOKING FOR WITH WORKMATE NAVIGATOR

This catalogue is divided into product categories to make it easy for you to find precisely the type of trolley you are looking for. Use the tab on the last page of the catalogue – Your workmate navigator – to turn quickly to the right product in our range.

Each of our 25 product categories has its own symbol, and we use these same symbols in all our information channels. This helps you recognise the different products in our range.

### WHEN YOU KNOW THE ITEM NUMBER YOU NEED

If you already know the item number of the product you are looking for, turn to the index on page 171, where you will find all the item numbers for the different item groups in numerical order.



### THE RIGHT PRODUCT FOR YOUR SECTOR

At first glance, the differences between two products might seem small. However, for the people who actually work with the trolleys, even small details can make a big difference.

Each trolley is labelled with a symbol indicating the sector(s) to which it is particularly well-suited. If you are looking for a product designed for a specific type of business, visit [kongamek.com](http://kongamek.com) and select your sector.

### CAN'T FIND WHAT YOU'RE LOOKING FOR?

Send an email to [info@kongamek.se](mailto:info@kongamek.se) or call us on  
**+46 10-130 66 00.**

# We keep the castors turning all over Europe

KONGAMEK PRODUCTS ARE USED THROUGHOUT EUROPE. OUR BROAD NETWORK OF RETAILERS HELPS US PROVIDE CUSTOMERS WITH THE BEST POSSIBLE SERVICE. OUR AIM IS ALWAYS TO SHIP WITHIN TWO DAYS OF A CUSTOMER PLACING AN ORDER. IN ORDER TO MEET THE DEMANDS OF EVERY MARKET, OUR WEBSITE – **KONGAMEK.COM** – PUBLISHES INFORMATION IN 11 LANGUAGES.



## SWEDISH ENGINEERING

Kongamek is born of authentic Swedish industrial traditions. All areas of the business are distinguished by advanced technological know-how, a high degree of automation, and top quality in every area.



## 5-YEAR WARRANTY ON ALL TROLLEYS

We want customers to feel confident in dealing with Kongamek. We know that our products deliver on our promises, which is why we offer a 5-year warranty on all trolleys.



## EASY TO FIND ASSISTANCE

Our customer service department can always help during office hours. And if you need assistance at other times – and cannot find the answers on our website – you can email us at **info@kongamek.se** and we'll get back to you the following working day.

## EXPLANATION OF SYMBOLS USED IN OUR PRODUCT RANGE FUNCTION SYMBOLS

### FUNCTION SYMBOLS



Delivered unassembled in a flat pack



Wheels with brakes



Stackable



Flat-free wheels



Watch product videos on our website



CE label

### SECTOR SYMBOLS



Cleaning & Environment



Healthcare



Kitchens & Serving



Office & Conference



Schools & Childcare



Stainless



Construction



Industry & Workshops



Warehouse & Logistics



Outdoor



Shop & Commerce



ESD



This symbol indicates that some accessories only match certain product numbers. Contact your sales representative.

# Customised trolleys in a few weeks

Our target is to always be able to offer a competitive transport solution. If you cannot find what you need in our standard “Your workmate” range, we will be happy to design a customised trolley.

This could involve everything from adapting the distance between shelves, adding special castors, or changing the colour, to developing special solutions for tipping and locking functions, load capacity and articulated designs. As workmates, we do everything we can to solve customers’ problems – no matter what the challenge may be.

Our ambition is to be fast and attentive. From the time you approve our drawing, we need approx. 4–6 weeks to complete your customised trolley. Our short lead times are possible thanks to our flexible organisation, extensive experience and the broad range of standard and customised products that serves as our base.

## WE HELP YOU EVERY STEP OF THE WAY TO FINISHED PRODUCT

To request a customised product, simply visit our website or contact your sales representative.

If you have any questions about customised solutions, contact our design department. You can contact our Internal sales department on **+46 10 130 66 00** or by email to **sales@kongamek.se**.

# When you have special requirements

## STAINLESS

Kongamek supplies a wide range of stainless trolleys in several corrosivity categories as defined in ISO 9223. These trolleys span everything from the economical KM 18/0 models (C2) to the more corrosion-resistant KM 18/8 range, and our fully welded trolleys (C3), which are built to meet the stringent demands of professional environments such as restaurant kitchens, hospitals and the food industry. All production of stainless trolleys is carried out in separated manufacturing processes. By using advanced welding technology and quality assured materials, we make sure that our trolleys meet all requirements on function, durability and hygiene. These trolleys are supplied with a 5-year warranty. You can see our stainless trolleys on page 119.



### STAINLESS TROLLEYS AND ISO 9223 CORROSION CLASSIFICATION

Examples of environments where corrosion-classified, stainless trolleys of the appropriate quality come into their own

Category	Corrosivity	Indoor use, example	Outdoor use, example	Stainless steel quality
C1	Very low	Offices, schools, museums	Dry or cold zones: Central Arctic, Antarctic, some desert areas	4016, 4521, 4307, 4372, LDX 2101®
C2 KM 18/0	Low	Unheated warehouses, sports halls	Temperate zones: Industrial areas and small towns. Dry or cold zones: Desert areas and subarctic regions	4016, 4521, 4307, 4372, LDX 2101®
C3 KM 18/8 KM fully welded stainless steel	Medium	Food industry, laundries, breweries, dairies	Temperate zones: Urban environments and coastal areas with low levels of chloride deposits. Subtropical and tropical zones: Areas with low pollution	4521, 4301, 4404, LDK 2101®, 2304
C4	High	Industrial process facilities, swimming pools	Temperate zones: Polluted urban environments, coastal areas without splashing and exposure to de-icing salts. Subtropical and tropical zones: Areas with medium pollution	4404, 4438, 4439, 904L, 254 SMO®, 4565, 2304, 2205, 2507

Kongamek stainless trolleys made of 18/0 material match category C2.

Kongamek stainless trolleys made of 18/8 material match category C3.

All fully welded Kongamek stainless trolleys made of EN 1.4301 material match category C3.

On request, Kongamek manufactures C4 category trolleys using EN 1.4404 material.



## STATIC ELECTRICITY (ESD)

Many activities – especially those involved in manufacturing electronics – require protection against static electricity when handling and moving materials. To cover these needs, Kongamek has a category of products approved for use in ESD-protected environments. You can see our ESD trolleys on page 36.



## HEAVY LOADS

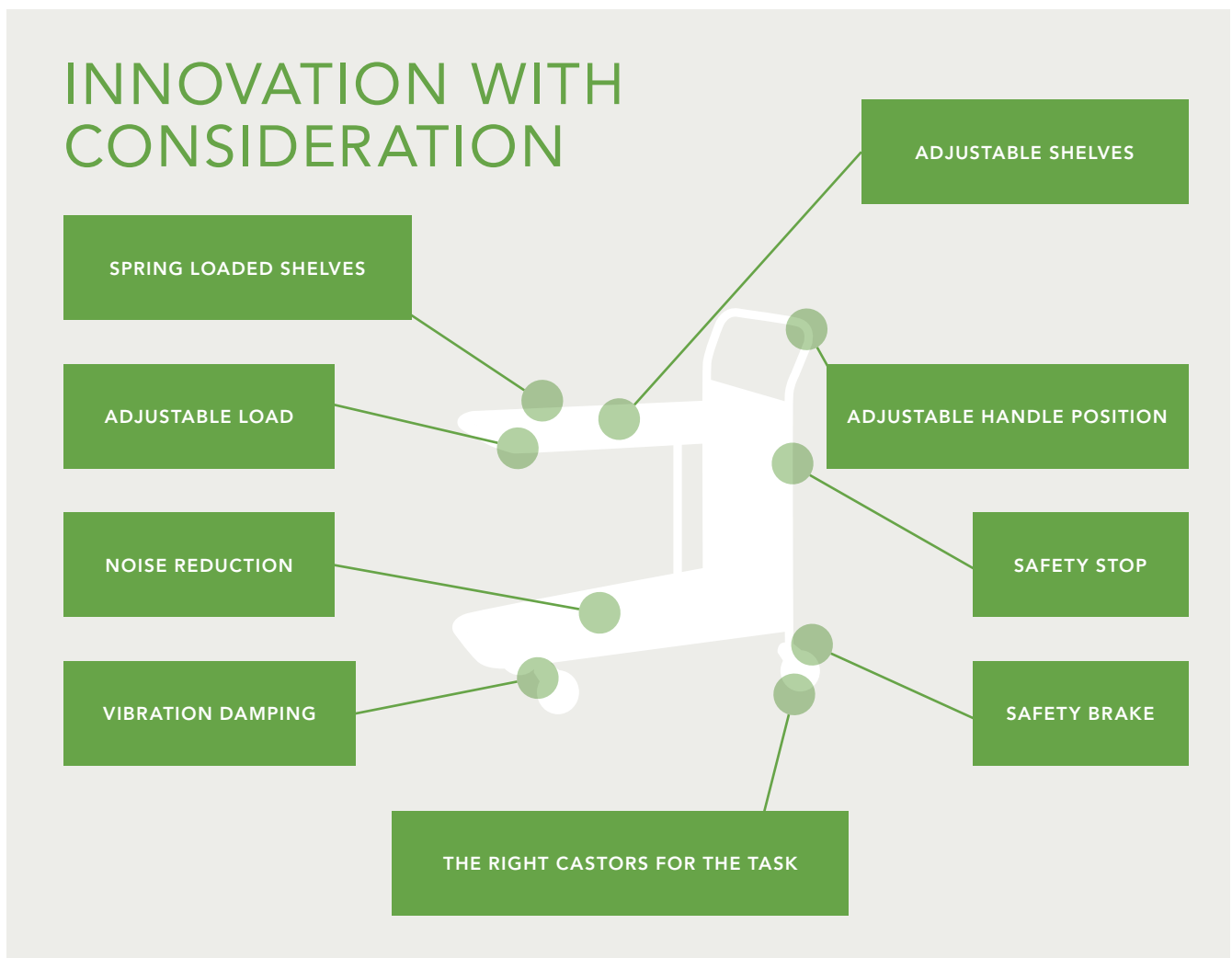
We have developed a broad selection of trolleys specially adapted to handle the really heavy jobs. In addition to featuring a robust and hard-wearing design, these trolleys are highly manoeuvrable and built to handle loads weighing from 500 kg and upwards. The choice of wheels, treads and wheel positioning have all been optimised to ensure the trolley keeps running smoothly, despite the weight of the load. The maximum load is stated for each trolley in the catalogue.

# Ergonomics and safety in focus

Everyone has the right to a safe and secure workplace. This is one of the cornerstones of the "Your workmate" concept and a consideration that permeates all product development work here at Kongamek.

We want our products to be more than something that just gets the job done – they should also be designed in an ergonomically correct and safe manner. We want to be the best in the business in this area, which is why we have chosen to challenge ourselves by placing great emphasis on ergonomics in a new range of products that we will be launching shortly.

Ergonomics has to do with meeting people's needs and living up to their expectations. No two people are exactly alike, and conditions vary from one workplace to the next. This means that the tools we use must be just as flexible and adaptable as the people who use them. The knowledge we have built up over the past 30 years from interacting with our customers is helping us to develop safer, more secure solutions that give each and every worker the chance to enjoy a long working life.



Talk to us if you would like to find out more about our approach to ergonomics and the work environment.

# Choose the right workmate

THE "YOUR WORKMATE" RANGE FEATURES 1,400 STANDARD PRODUCTS THAT COVER DIFFERENT NEEDS AT THE WORKPLACE. TO FIND THE RIGHT TROLLEY FOR YOUR PARTICULAR BUSINESS, START WITH THE SIMPLE GUIDE BELOW.




## CASTORS

The castors are the most important component of the trolley. The choice of castor affects not only load capacity, but also manoeuvrability and noise level. As a rule of thumb, the heavier the load you have to transport, the bigger and coarser the castors you will need.

### ASK YOURSELF:

- How much weight does the trolley need to carry?
- What surface(s) will the trolley be operating on?
- Will the trolley be used indoors or outdoors?

To find out more about castors, turn to page 168.



## MATERIALS

Give some thought to how and where you will be using the trolley, and whether there are any special requirements you need to take into account in the work environment. For example, you may need a robust, hard-wearing steel model, or a stainless trolley that meets the hygiene requirements in a restaurant setting.

### ASK YOURSELF:

- What is the trolley to be used for?
- In what environment(s) will you be using it?
- Do any special requirements apply to this environment?

Turn to page 6 to find out more about trolleys designed to cover specific needs.



## LOAD SURFACE

The type of load to be transported affects the need for space, stability and adaptability on the trolley. On some types of trolleys, you can adjust the layout of the shelves. Don't forget that this function may affect the maximum load.

### ASK YOURSELF:

- How heavy of a load does the trolley need to handle?
- Do you need to be able to move or adjust the angle of the shelves?
- Do you need a trolley with walls on one or more sides?

The answers to these questions will help determine the best material for the shelves, walls and edging, and may affect the flexibility of the trolley solution.



## ACCESSORIES

All kinds of accessories are available to help make the working day a little easier for the user. Optimising the trolley function will allow staff to work more efficiently, responsibly and safely. Common accessories include: writing tablets, mesh sides, ladders and shelf dividers.

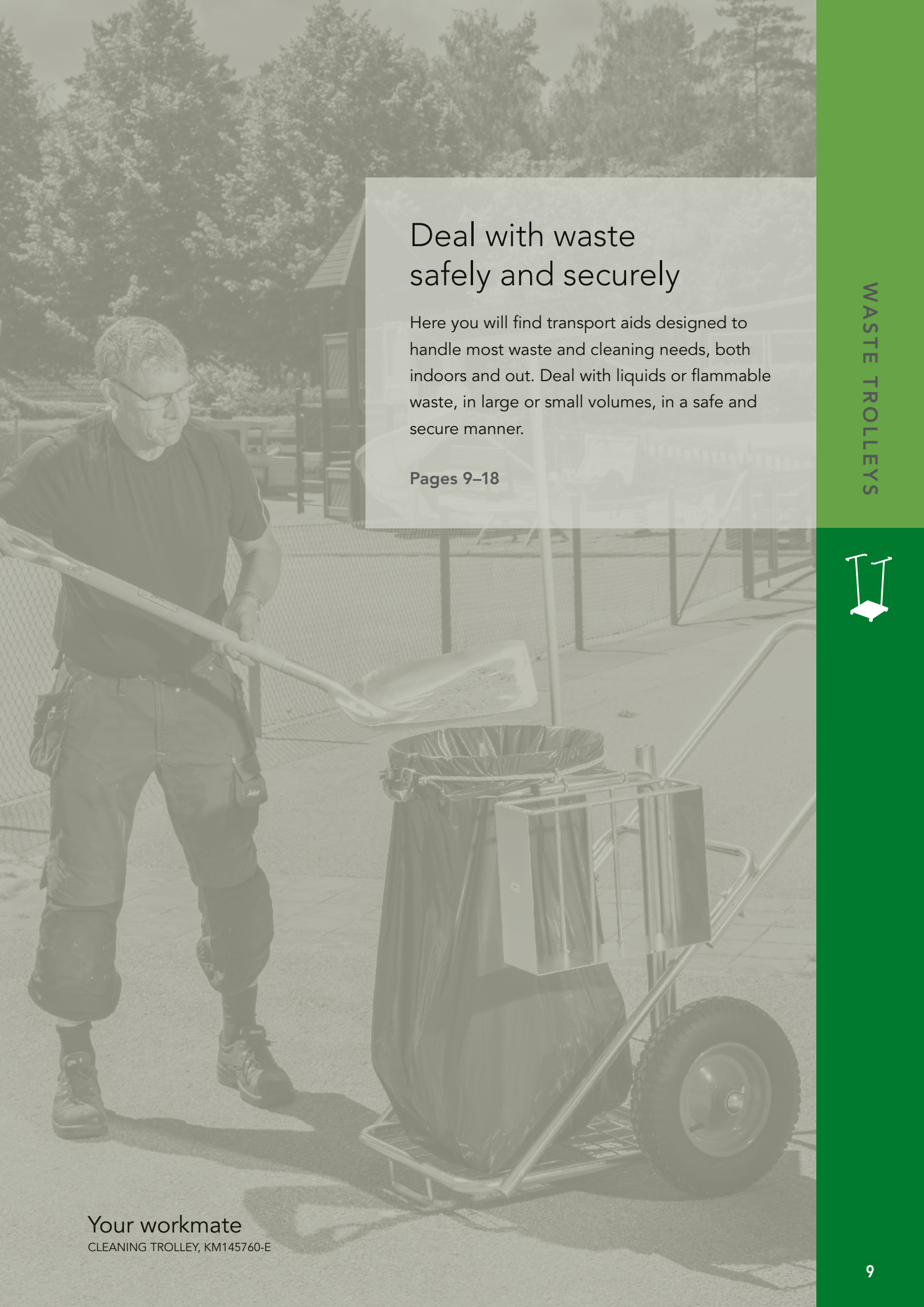
### ASK YOURSELF:

- Will adding accessories optimise the trolley function?
- Are there any risks to take into account?

If you need help finding the right trolley for your company, please do not hesitate to contact us.

If you cannot find the trolley you are looking for in our standard range, we can help you put together a customised model – see page 5.





## Deal with waste safely and securely

Here you will find transport aids designed to handle most waste and cleaning needs, both indoors and out. Deal with liquids or flammable waste, in large or small volumes, in a safe and secure manner.

Pages 9–18



Your workmate

CLEANING TROLLEY, KM145760-E

## WASTE TROLLEY

- Powder coated
- You can choose if you will mount 3 or 4 castors
- 2 fixed and 2 swivel castors of solid rubber 200 x 50 mm

PRODUCT	COLOUR	DIMENSIONS	BRAKES	CAPACITY
KM143025	Yellow	1220 x 580 x 760	No	200 kg
KM143125	Yellow	1150 x 730 x 850	No	300 kg
KM143225	Yellow	1390 x 740 x 860	No	400 kg

Accessories: KM141-4, KM142, KM142-4, KM143-1, KM143-2, KM143-3, KM143-4, KM144-1, KM144-3, KM5000, KM5000-1, KM5000-2, KM5000-3, KM5000-4, KM6000, KM6000-1, KM6000-2, KM6000-3, KM6000-4



## WASTE TROLLEY

- Powder coated
- You can choose if you will mount 3 or 4 castors
- 2 fixed and 2 swivel castors of solid rubber 200 x 50 mm
- Hoisting brackets

PRODUCT	COLOUR	DIMENSIONS	BRAKES	CAPACITY
KM143025-L	Yellow	1220 x 580 x 790	No	200 kg
KM143125-L	Yellow	1150 x 730 x 860	No	300 kg
KM143225-L	Yellow	1390 x 740 x 870	No	400 kg

Accessories: KM141-4, KM142, KM142-4, KM143-1, KM143-2, KM143-3, KM143-4, KM144-1, KM144-3, KM5000, KM5000-1, KM5000-2, KM5000-3, KM5000-4, KM6000, KM6000-1, KM6000-2, KM6000-3, KM6000-4



CE



## WASTE TROLLEY

- Powder coated
- You can choose if you will mount 3 or 4 castors
- 2 fixed and 2 swivel pneumatic castors 260 mm

PRODUCT	COLOUR	DIMENSIONS	BRAKES	CAPACITY
KM143075	Yellow	1220 x 580 x 820	No	200 kg
KM143175	Yellow	1150 x 730 x 910	No	300 kg
KM143275	Yellow	1390 x 740 x 920	No	400 kg

Accessories: KM141-4, KM142, KM142-4, KM143-1, KM143-2, KM143-3, KM143-4, KM144-1, KM144-3, KM5000, KM5000-1, KM5000-2, KM5000-3, KM5000-4, KM6000, KM6000-1, KM6000-2, KM6000-3, KM6000-4



## WASTE TROLLEY

- Powder coated
- With hoisting brackets
- You can choose if you will mount 3 or 4 castors
- 2 fixed and 2 swivel pneumatic castors 260 mm

PRODUCT	COLOUR	DIMENSIONS	BRAKES	CAPACITY
KM143075-L	Yellow	1220 x 580 x 850	No	200 kg
KM143175-L	Yellow	1150 x 730 x 920	No	300 kg
KM143275-L	Yellow	1390 x 740 x 930	No	400 kg

Accessories: KM141-4, KM142, KM142-4, KM143-1, KM143-2, KM143-3, KM143-4, KM144-1, KM144-3, KM5000, KM5000-1, KM5000-2, KM5000-3, KM5000-4, KM6000, KM6000-1, KM6000-2, KM6000-3, KM6000-4



## WASTE TROLLEY 400 L

- Powder coated
- With hoisting brackets
- Two 400 mm pneumatic castors
- One 200 mm swivel castor

PRODUCT	COLOUR	DIMENSIONS	BRAKES	CAPACITY
KM400LG	Red	1310 x 720 x 1000	Yes	400 kg

### FLAT FREE WHEELS

PRODUCT	COLOUR	DIMENSIONS	BRAKES	CAPACITY
KM400PF	Red	1310 x 720 x 1000	Yes	400 kg



## WASTE TROLLEY 400 L

- Powder coated
- With hoisting brackets
- Two 400 mm pneumatic castors
- One 200 mm swivel castor

PRODUCT	COLOUR	DIMENSIONS	BRAKES	CAPACITY
KM400-HDG-LG	El.galv	1310 x 720 x 1000	Yes	400 kg

### FLAT FREE WHEELS

PRODUCT	COLOUR	DIMENSIONS	BRAKES	CAPACITY
KM400-HDG-PF	El.galv	1310 x 720 x 1000	Yes	400 kg



## TUB TIP

- Aluzink steel sheet
- Useful when handling and emptying heavy cans and tubs
- Only for 25 L containers.

PRODUCT	COLOUR	DIMENSIONS	BRAKES	VOLUME
KM2500	Grey	280 x 260 x 410	-	25 L



## TUB TIP

- Aluzink steel sheet
- Useful when handling and emptying heavy cans and tubs
- Inside diameter 285 mm
- Only to be used for round 20/25 L containers

PRODUCT	COLOUR	DIMENSIONS	BRAKES	VOLUME
KM2501	Grey	285 x 280 x 410	-	25 L



## PALLET TANK

- Powder coated sheet steel
- For 2 x 200 litre drum
- Suitable for EUR pallet

PRODUCT	COLOUR	DIMENSIONS	BRAKES	CAPACITY
KM3031	Blue	1240 x 800 x 415	-	410 kg



## PALLET TANK

- Powder coated steel sheet
- For tubes, bottles, quartz drums
- Suitable for EUR pallet

PRODUCT	COLOUR	DIMENSIONS	BRAKES	CAPACITY
KM3031-2	Blue	1240 x 800 x 160	-	155 kg



## CLEANING TROLLEY

Janitorial cleaner trolley for outdoor use. Rubber holder to keep the plastic bag in place. Holds a sweeper, a broom and a case for various objects. Two thick pneumatic wheels with steel rim.

PRODUCT	COLOUR	DIMENSIONS	BRAKES	VOLUME
KM145760	Yellow	1200 x 820 x 1000	No	125 L
KM145760-E	El.galv	1200 x 820 x 1000	No	125 L



## CLEANING TROLLEY

Janitorial cleaner trolley for outdoor use. Rubber holder to keep the plastic bag in place. Holds a sweeper, a broom and a case for various objects. Two thick flat free wheels with steel rim.

PRODUCT	COLOUR	DIMENSIONS	BRAKES	VOLUME
KM145760-EPF	El.galv	1200 x 820 x 1000	No	125 L
KM145760PF	Yellow	1200 x 820 x 1000	No	125 L



## CLEANING TROLLEY

- Adapted for 125 L sack
- 4 swivel wheels with ball bearing

PRODUCT	COLOUR	DIMENSIONS	BRAKES	VOLUME
KM30170	El.galv	700 x 550 x 1000	No	125 L



## CLEANING TROLLEY

Cleaning trolley in our new serie C-line. Very easy to manage due to its middle mounted handle

PRODUCT	COLOUR	DIMENSIONS	BRAKES	VOLUME
KM96601	Grey	690 x 450 x 1000	No	100 L



## SACK TROLLEY

- Electro galvanised with antislip sack holders
- Suited for 125 L bags
- Delivered with castors and fixed feet
- 4 swivel castors 75 mm

PRODUCT	COLOUR	DIMENSIONS	BRAKES	VOLUME
KM3025	El.galv	500 x 450 x 900	No	125 L



## SACK TROLLEY

- Electro galvanized with antislip sack holders
- Delivered with castors and fixed feet
- 4 swivel castors 75 mm

PRODUCT	COLOUR	DIMENSIONS	BRAKES	VOLUME
KM3026	El.galv	770 x 470 x 900	No	250 L



## SACK TROLLEY

- Powder coated with solid base
- 4 swivel castors 50 mm
- Capacity 50 kg

PRODUCT	COLOUR	DIMENSIONS	BRAKES	VOLUME
KM3027	White	820 x 450 x 900	No	250 L

Accessories: KM3030-1



## SACK TROLLEY

- Powder coated with solid base
- 4 swivel castors 50 mm
- Capacity 30 kg

PRODUCT	COLOUR	DIMENSIONS	BRAKES	VOLUME
KM3028	White	450 x 380 x 1130	No	240 L
KM3029	White	340 x 340 x 710	No	60 L
KM3030	White	450 x 380 x 900	No	125 L

Accessories: KM3029-1, KM3030-1



## SACK TROLLEY

- Electre galvanised with a solid base
- 4 swivel castors 50 mm
- Capacity 30 kg

PRODUCT	COLOUR	DIMENSIONS	BRAKES	VOLUME
KM3029-E	El.galv	340 x 340 x 710	No	60 L
KM3030-E	El.galv	450 x 380 x 900	No	125 L

### ACCESSORIES

PRODUCT	PROPERTIES
KM3029-1	Lid to sacktrolley
KM3030-1	Lid to sacktrolley



## SACK TROLLEY

- Powder coated sack holder
- Pneumatic wheels 260 mm
- Capacity 150 kg

PRODUCT	COLOUR	DIMENSIONS	BRAKES	VOLUME
KM144902	Grey	600 x 600 x 900	No	125 L



## SACK TROLLEY

- Powder coated sack holder
- Solid rubber on plastic rim 150 mm
- Capacity 50 kg

PRODUCT	COLOUR	DIMENSIONS	BRAKES	VOLUME
KM144903	Grey	580 x 470 x 940	No	125 L



### ACCESSORIES

PRODUCT	PROPERTIES
KM144903-L	Lid to sacktrolley





## SACK TROLLEY

- Powder coated sack holder with lid
- Solid rubber on plastic rim 150 mm
- Capacity 50 kg

PRODUCT	COLOUR	DIMENSIONS	BRAKES	VOLUME
KM144904	Grey	580 x 470 x 940	No	125 L



## SACK TROLLEY

- Electro galvanised
- 4 swivel wheels 100 mm

PRODUCT	COLOUR	DIMENSIONS	BRAKES	VOLUME
KM153-SS	El.galv	660 x 385 x 1090	No	125 L

Accessories: KM1000-1, KM1000-4



## WASTE BINS

- Galvanised sheet metal
- 0,7 mm thickness
- Not to be used for liquids
- Waste bin for industry, garages and other indoor environments

PRODUCT	COLOUR	DIMENSIONS	VOLUME
KM30BF	Blue	360 x 360 x 475	30 L
KM70BF	Blue	415 x 415 x 630	70 L
KM115BF	Blue	490 x 490 x 805	115 L
KM160BF	Blue	550 x 550 x 780	160 L

Accessories: KM70HS, KM115HS



## WASTE BINS

- Galvanised sheet metal
- 0,7 mm thickness
- Not to be used for liquids
- Waste bin for industry, garages and other indoor environments

PRODUCT	COLOUR	DIMENSIONS	VOLUME
KM30GF	El.galv	360 x 360 x 475	30 L
KM70G	El.galv	415 x 415 x 630	70 L
KM70GF	El.galv	415 x 415 x 630	70 L
KM115GF	El.galv	490 x 490 x 805	115 L
KM160GF	El.galv	550 x 550 x 780	160 L

Accessories: KM70HS, KM115HS



## WASTE BINS

- Galvanised sheet metal
- 0,7 mm thickness
- Not to be used for liquids
- Waste bin for industry, garages and other indoor environments

PRODUCT	COLOUR	DIMENSIONS	VOLUME
KM30RF	Red	360 x 360 x 475	30 L
KM70RF	Red	415 x 415 x 630	70 L
KM115RF	Red	490 x 490 x 805	115 L
KM160RF	Red	550 x 550 x 780	160 L

Accessories: KM70HS, KM115HS



## WASTE BINS

- Galvanised sheet metal. 0,7 mm thickness
- Not to be used for liquids
- Waste bin for industry, garages and other indoor environments

PRODUCT	COLOUR	DIMENSIONS	VOLUME
KM30SF	Black	360 x 360 x 475	30 L
KM70SF	Black	415 x 415 x 630	70 L
KM115SF	Black	490 x 490 x 805	115 L
KM160SF	Black	550 x 550 x 780	160 L

### ACCESSORIES

PRODUCT	PROPERTIES
KM115HS	Wheel frame to 115L
KM70HS	Wheel frame to 70L





## Versatile classic in several versions

Our table trolleys are designed to handle multiple challenges, and feature shelves made of metal or different types of wood, for example. A variety of surface treatments are available, which means that you can be sure of finding an option that suits you and your work area.

**Pages 19–25**

# TABLE TROLLEY

PRODUCT	COLOUR	DIMENSIONS	BRAKES	PRODUCT	COLOUR	DIMENSIONS	BRAKES
KM1720-1	Red	850 x 435 x 950	No	KM1720-BO	Wood, beech	850 x 435 x 950	No
KM1720-1B	Red	850 x 435 x 950	Yes	KM1720-BOB	Wood, beech	850 x 435 x 950	Yes
KM1720-6	White	850 x 435 x 950	No	KM1730-6	White	850 x 435 x 950	No
KM1720-6B	White	850 x 435 x 950	Yes	KM1730-6B	White	850 x 435 x 950	Yes
KM1720-BJ	Wood, birch	850 x 435 x 950	No	KM3730-6	White	850 x 435 x 950	No
KM1720-BJB	Wood, birch	850 x 435 x 950	Yes	KM3730-6B	White	850 x 435 x 950	Yes

- Electro galvanised with laminate shelves
- Height to top shelf 720 mm
- Distance between shelves 510 mm
- Plastic coated handle
- 4 swivel castors 100 mm
- Capacity: 150 kg



KM1720-1



KM1720-6



KM1720-BJ



KM1720-BO



KM1730-6



KM3730-6

## ACCESSORIES

PRODUCT	PROPERTIES
KM1720-TS	Mesh rim



# TABLE TROLLEY

PRODUCT	COLOUR	DIMENSIONS	BRAKES	PRODUCT	COLOUR	DIMENSIONS	BRAKES
KM30770-1	El.galv/Red	1020 x 555 x 965	No	KM30773-6	El.galv/White	1020 x 555 x 965	No
KM30770-6	El.galv/White	1020 x 555 x 965	No	KM30773-BO	El.galv/Wood, beech	1020 x 555 x 965	No
KM30770-BO	El.galv/Wood, beech	1020 x 555 x 965	No	KM30773-S6	Black/White	1020 x 555 x 965	No
KM30770-S6	Black/White	1020 x 555 x 965	No	KM30773-SBO	Black/Wood, beech	1020 x 555 x 965	No
KM30770-SBO	Black/Wood, beech	1020 x 555 x 965	No				

- Electro galvanised with laminate shelves
- Plastic coated handle
- 4 swivel castors 125 mm
- Capacity: 250 kg



KM30770-1



KM30770-6



KM30770-BO



KM30770-S6



KM30770-SBO



KM30773-6



KM30773-BO



KM30773-S6



KM30773-SBO

## ACCESSORIES

PRODUCT	PROPERTIES
KM30770-TS	Mesh rim






TABLE TROLLEY WITH SIDE RAIL

PRODUCT	COLOUR	DIMENSIONS	BRAKES	PRODUCT	COLOUR	DIMENSIONS	BRAKES
KM3200	Blue	1130 x 550 x 940	No	KM4893-GB	El.galv	1130 x 550 x 940	No
KM3200B	Blue	1130 x 550 x 940	Yes	KM4893-GBB	El.galv	1130 x 550 x 940	Yes
KM4200	White	1130 x 550 x 940	No	KM8200	Anthracite grey	1130 x 550 x 940	No
KM4200B	White	1130 x 550 x 940	Yes	KM8200B	Anthracite grey	1130 x 550 x 940	Yes

- Powder coated or electro galvanized
- Height to top shelf 705 mm
- Boarder 90 mm
- Distance between shelves 325 mm
- Shelves 935 x 535
- 4 swivel castors 125 mm
- Capacity: 250 kg



- Electro galvanized with laminate shelves
- Plastic coated handle
- 4 swivel castors 100 mm

TABLE TROLLEY

PRODUCT	COLOUR	DIMENSIONS	BRAKES	CAPACITY
KM30780-1	El.galv/Red	1080 x 580 x 870	No	200 kg
KM30780-6	El.galv/White	1080 x 580 x 870	No	200 kg



- Electro galvanised handle and powder coated shelves with non slip surface
- Height to top shelf 665 mm
- KM120-HL - Distance between shelves 490 mm
- KM130-HL - Distance between shelves 240 mm
- 2 fixed and 2 swivel castors 100 mm

## TABLE TROLLEY NON SLIP



PRODUCT	COLOUR	DIMENSIONS	BRAKES	CAPACITY
KM130-HL	Blue	810 x 490 x 870	No	220 kg



- Electro galvanised with laminate shelves
- Height to top shelf 850 mm
- Distance between shelves 450 mm
- 4 swivel castors 125 mm

## TABLE TROLLEY, FULLY WELDED



PRODUCT	COLOUR	DIMENSIONS	BRAKES	CAPACITY
KM170-1	Red	1000 x 580 x 850	No	150 kg
KM170-1B	Red	1000 x 580 x 850	Yes	150 kg
KM170-6	White	1000 x 580 x 850	No	150 kg
KM170-6B	White	1000 x 580 x 850	Yes	150 kg



- Powder coated with laminate shelves
- Height to top shelf 850 mm
- Distance between shelves 450 mm
- 4 swivel castors 125 mm

## TABLE TROLLEY, FULLY WELDED



PRODUCT	COLOUR	DIMENSIONS	BRAKES	CAPACITY
KM171-1	Red	1000 x 580 x 850	No	150 kg
KM171-1B	Red	1000 x 580 x 850	Yes	150 kg
KM171-6	White	1000 x 580 x 850	No	150 kg
KM171-6B	White	1000 x 580 x 850	Yes	150 kg



- Fully welded and robust service trolley with 2 shelves.
- Very neat and easy to clean due to the shelves in laminate.
- Available in 2 models.

## SMALL TABLE TROLLEY, FULLY WELDED



PRODUCT	COLOUR	DIMENSIONS	BRAKES	CAPACITY
KM172-1	Red	840 x 430 x 970	No	150 kg
KM172-1B	Red	840 x 430 x 970	Yes	150 kg
KM172-6	White	840 x 430 x 970	No	150 kg
KM172-6B	White	840 x 430 x 970	Yes	150 kg



- Fully welded and robust service trolley with 2 shelves.
- Very neat and easy to clean due to the shelves in laminate.
- Available in 2 models.

## SMALL TABLE TROLLEY, FULLY WELDED

PRODUCT	COLOUR	DIMENSIONS	BRAKES	CAPACITY
KM173-1	Red	840 x 430 x 970	No	150 kg
KM173-1B	Red	840 x 430 x 970	Yes	150 kg
KM173-6	White	840 x 430 x 970	No	150 kg
KM173-6B	White	840 x 430 x 970	Yes	150 kg



- Fully welded and robust service trolley with 2 shelves.
- Very neat and easy to clean due to the shelves in laminate.
- Available in 2 models.

## SMALL TABLE TROLLEY, FULLY WELDED

PRODUCT	COLOUR	DIMENSIONS	BRAKES	CAPACITY
KM183-1	Red	840 x 430 x 970	No	150 kg
KM183-1B	Red	840 x 430 x 970	Yes	150 kg
KM183-6	White	840 x 430 x 970	No	150 kg
KM183-6B	White	840 x 430 x 970	Yes	150 kg



- Fully welded and robust service trolley with 2 shelves.
- Very neat and easy to clean due to the shelves in laminate.
- Available in 2 models.

## SMALL TABLE TROLLEY, FULLY WELDED

PRODUCT	COLOUR	DIMENSIONS	BRAKES	CAPACITY
KM373-6	White	840 x 430 x 970	No	150 kg
KM373-6B	White	840 x 430 x 970	Yes	150 kg



Smart and neat plastic trolley. No screw needed when mounting.  
Available in 4 models.

## PLASTIC TROLLEY

PRODUCT	COLOUR	DIMENSIONS	BRAKES	CAPACITY
KM60358	Black	810 x 470 x 945	Yes	150 kg
KM60358-2	Black	810 x 470 x 945	Yes	150 kg
KM60359	Black	1035 x 545 x 965	Yes	180 kg
KM60359-2	Black	1035 x 545 x 965	Yes	180 kg







## ROLL TABLE

PRODUCT	COLOUR	DIMENSIONS	BRAKES	PRODUCT	COLOUR	DIMENSIONS	BRAKES
KM3100	Blue	690 x 430 x 750	No	KM5100	Yellow	690 x 430 x 750	No
KM3100B	Blue	690 x 430 x 750	Yes	KM5100B	Yellow	690 x 430 x 750	Yes
KM4100	White	690 x 430 x 750	No	KM7100	Red	690 x 430 x 750	No
KM4100B	White	690 x 430 x 750	Yes	KM7100B	Red	690 x 430 x 750	Yes
KM4100-E	El.galv	690 x 430 x 750	No	KM8100	Anthracite grey	690 x 430 x 750	No
KM4100-EB	El.galv	690 x 430 x 750	Yes	KM8100B	Anthracite grey	690 x 430 x 750	Yes

Smart table top trolley with two shelves. The shelves can be mounted with the edge up or down as per your need. Suited for trays with the measurements 600x400mm. Available in 6 different colors, with or without brakes. Capacity: 150 kg.



## Smart solutions make the job easier

Our well-designed and hard-wearing products for craftsmen feature smart functions that make the working day easier in all sorts of ways.

Pages 26–29



Your workmate  
TOOL TROLLEY, KM9199

## COIL CRADLE

- Powder coated
- Suits single-wound steel coil 16-19 mm wide
- Quick and easy changing of steel coil
- Spacious compartment for tools and accessories
- Coil tool and steel coil are not included
- Solid rubber wheels 200 mm

PRODUCT	COLOUR	DIMENSIONS	BRAKES	CAPACITY
KM216	Blue	990 x 460 x 640	No	-



## CONSTRUCTION TROLLEY

- Powder coated DIY trolley with electro galvanised basket
- Height to platform 320 mm
- 2 pneumatic wheels 260 mm, 2 solid rubber swivel 200 mm

PRODUCT	COLOUR	DIMENSIONS	BRAKES	CAPACITY
KM08425	Blue	1000 x 700 x 1250	No	500 kg



## PLASTER BOARD TRESTLE

- Powder coated plaster board trestle
- Takes up little space as folded
- Ergonomic working height
- Capacity 325 kg/pcs
- Sold individually

PRODUCT	COLOUR	DIMENSIONS	CAPACITY
KM08375	Blue	1095 x 525 x 665	325 kg



## BOARD LIFT

- Powder coated and electro galvanised
- Adjustable height 1790 - 3000 mm
- 5 swivel castors 1 with brake 100 mm

PRODUCT	COLOUR	DIMENSIONS	BRAKES	CAPACITY
KM08300	Blue	1820 x 800 x 1790	Yes	70 kg



## BOARD LIFT

- Powder coated and electro galvanised
- Adjustable height 1790 - 3000 mm
- Tiltatable loading bracket
- Load in correct working height
- Ergonomic
- 5 swivel castors 1 with brake 100 mm

PRODUCT	COLOUR	DIMENSIONS	BRAKES	CAPACITY
KM08350	Blue	1820 x 800 x 1790	Yes	70 kg



## TOOL TROLLEY

- Powder coated 1,5 mm steel sheet - Volume 300 L
- Lid of 2 mm aluzink steel sheet and 10 mm laminate board, incl. fittings
- Strong lock bolt, locked with padlock (not incl)
- Interior dimensions top 995 x 620 x 275 mm
- Interior dimensions bottom 995 x 480 x 240 mm
- 2 rubber wheels with plastic rim 400 x 125 mm and 2 braked swivel castors 125 mm

PRODUCT	COLOUR	DIMENSIONS	BRAKES	CAPACITY
KM9199	Blue	1260 x 760 x 720	Yes	300 kg





TOOL TROLLEY

- Lid of 2 mm aliuzink steel sheet and 10 mm laminate board, incl. fittings
- Strong lock bolt, locked with padlock (not included)
- Interior dimensions top 800 x 520 x 255 mm
- Interior dimensions bottom 800 x 380 x 180 mm
- Length with handle 1490 mm
- Pneumatic wheels 260 mm

PRODUCT	COLOUR	DIMENSIONS	BRAKES	CAPACITY
KM9202	Blue	940 x 620 x 610	No	160 kg

Accessories: FS284, FS307



TOOL TROLLEY

- Lid of 2 mm aliuzink steel sheet and 10 mm laminate board, incl. fittings
- Strong lock bolt, locked with padlock (not included)
- Interior dimensions top 800 x 520 x 255 mm
- Interior dimensions bottom 800 x 380 x 180 mm
- Length with handle 1490 mm
- Flat free wheels 260 mm

PRODUCT	COLOUR	DIMENSIONS	BRAKES	CAPACITY
KM9202PF	Blue	940 x 620 x 610	No	160 kg

Accessories: FS284, FS307





## Trolleys designed to make a statement


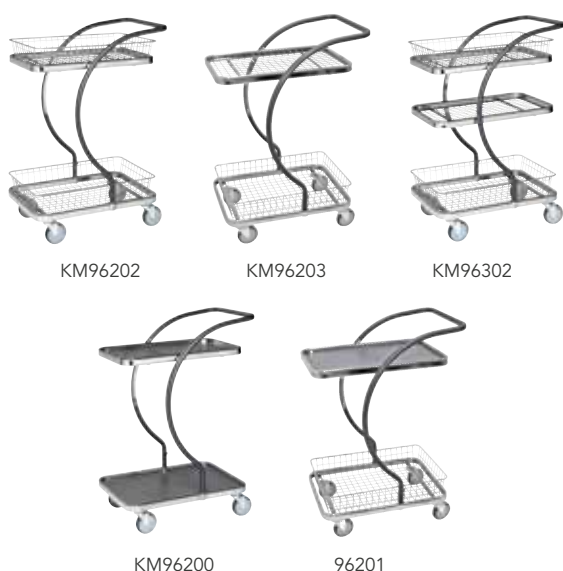
Our design trolleys are keen to be seen – even in fine company. These are the trolleys that challenge the accepted order with their finely designed shape and finish. Exciting colours, materials and woods raise the experience to a higher level.

Pages 30–35

PRODUCT	COLOUR	DIMENSIONS	BRAKES
KM96200	Grey	685 x 450 x 1000	No
KM96201	Grey	685 x 450 x 1000	No
KM96300	Grey	685 x 450 x 1000	No
KM96101	Grey	685 x 450 x 1000	No

PRODUCT	COLOUR	DIMENSIONS	BRAKES
KM96202	Grey	685 x 450 x 1000	No
KM96203	Grey	685 x 450 x 1000	No
KM96302	Grey	685 x 450 x 1000	No

We have focused on design and flexibility when designing our new C-line series. The trolley is extremely easy to manoeuvre due to the mid mounted handle. The handle is formed in one piece with our high tech bending centre. Capacity: 120 kg.



DESIGN TROLLEY

PRODUCT	COLOUR	DIMENSIONS	BRAKES
KM8112-BJ	Black/Wood, birch	1100 x 430 x 940	No
KM8112-BJB	Black/Wood, birch	1100 x 430 x 940	Yes
KM8112-BO	Black/Wood, beech	1100 x 430 x 940	No
KM8112-BOB	Black/Wood, beech	1100 x 430 x 940	Yes

PRODUCT	COLOUR	DIMENSIONS	BRAKES
KM8112-KO	Black/Wood, Cherry	1100 x 430 x 940	No
KM8112-KOB	Black/Wood, Cherry	1100 x 430 x 940	Yes
KM8112-MA	Black/Wood, Mahogany	1100 x 430 x 940	No
KM8112-MAB	Black/Wood, Mahogany	1100 x 430 x 940	Yes

- Powder coated with laminate shelves
- Height to top shelf 780 mm
- Distance between shelves 545 mm
- Shelves 950 x 430 mm
- 4 swivel castors 125 mm
- Capacity: 250 kg



## DESIGN TROLLEY

PRODUCT	COLOUR	DIMENSIONS	BRAKES	PRODUCT	COLOUR	DIMENSIONS	BRAKES
KM8113-BJ	Black/Wood, birch	1100 x 430 x 940	No	KM8113-KO	Black/Wood, Cherry	1100 x 430 x 940	No
KM8113-BJB	Black/Wood, birch	1100 x 430 x 940	Yes	KM8113-KOB	Black/Wood, Cherry	1100 x 430 x 940	Yes
KM8113-BO	Black/Wood, beech	1100 x 430 x 940	No	KM8113-MA	Black/Wood, Mahogany	1100 x 430 x 940	No
KM8113-BOB	Black/Wood, beech	1100 x 430 x 940	Yes	KM8113-MAB	Black/Wood, Mahogany	1100 x 430 x 940	Yes

- Powder coated with laminate shelves
- Height to top shelf 780 mm
- Distance between shelves 260 mm
- Shelves 950 x 430 mm
- 4 swivel castors 125 mm
- Capacity: 250 kg



KM8113-BJ

KM8113-BO

KM8113-KO

KM8113-MA

## DESIGN TROLLEY

PRODUCT	COLOUR	DIMENSIONS	BRAKES	PRODUCT	COLOUR	DIMENSIONS	BRAKES
KM9112-BJ	Ant.grey/Wood, birch	1100 x 430 x 940	No	KM9112-KO	Ant.grey/Wood, Cherry	1100 x 430 x 940	No
KM9112-BJB	Ant.grey/Wood, birch	1100 x 430 x 940	Yes	KM9112-KOB	Ant.grey/Wood, Cherry	1100 x 430 x 940	Yes
KM9112-BO	Ant.grey/Wood, beech	1100 x 430 x 940	No	KM9112-MA	Ant.grey/Wood, Mahogany	1100 x 430 x 940	No
KM9112-BOB	Ant.grey/Wood, beech	1100 x 430 x 940	Yes	KM9112-MAB	Ant.grey/Wood, Mahogany	1100 x 430 x 940	Yes

- Powder coated with laminate shelves
- Height to top shelf 780 mm
- Distance between shelves 545 mm
- Shelves 950 x 430 mm
- 4 swivel castors 125 mm
- Capacity: 250 kg



KM9112-BJ

KM9112-BO

KM9112-KO

KM9112-MA



## DESIGN TROLLEY

PRODUCT	COLOUR	DIMENSIONS	BRAKES	PRODUCT	COLOUR	DIMENSIONS	BRAKES
KM9113-BJ	Ant.grey/Wood, birch	1100 x 430 x 940	No	KM9113-KO	Ant.grey/Wood, Cherry	1100 x 430 x 940	No
KM9113-BJB	Ant.grey/Wood, birch	1100 x 430 x 940	Yes	KM9113-KOB	Ant.grey/Wood, Cherry	1100 x 430 x 940	Yes
KM9113-BO	Ant.grey/Wood, beech	1100 x 430 x 940	No	KM9113-MA	Ant.grey/Wood, Mahogany	1100 x 430 x 940	No
KM9113-BOB	Ant.grey/Wood, beech	1100 x 430 x 940	Yes	KM9113-MAB	Ant.grey/Wood, Mahogany	1100 x 430 x 940	Yes

- Powder coated with laminate shelves
- Height to top shelf 780 mm
- Distance between shelves 260 mm
- Shelves 950 x 430 mm
- 4 swivel castors 125 mm
- Capacity: 250 kg



KM9113-BJ

KM9113-BO

KM9113-KO

KM9113-MA

## DESIGN TROLLEY 2 SHELVES, FULLY WELDED

PRODUCT	COLOUR	DIMENSIONS	BRAKES	PRODUCT	COLOUR	DIMENSIONS	BRAKES
KM872-BJ	Black/Wood, birch	840 x 430 x 970	No	KM872-KO	Black/Wood, Cherry	840 x 430 x 970	No
KM872-BJB	Black/Wood, birch	840 x 430 x 970	Yes	KM872-KOB	Black/Wood, Cherry	840 x 430 x 970	Yes
KM872-BO	Black/Wood, beech	840 x 430 x 970	No	KM872-MA	Black/Wood, Mahogany	840 x 430 x 970	No
KM872-BOB	Black/Wood, beech	840 x 430 x 970	Yes	KM872-MAB	Black/Wood, Mahogany	840 x 430 x 970	Yes

- Powder coated with laminate shelves
- Height to top shelf 720 mm
- Distance between shelves 515 mm
- 4 swivel castors 100 mm
- Capacity: 150 kg



Accessories: KM1720-TS



KM872-BJ

KM872-BO

KM872-KO

KM872-MA



## DESIGN TROLLEY 2 SHELVES, FULLY WELDED

PRODUCT	COLOUR	DIMENSIONS	BRAKES	PRODUCT	COLOUR	DIMENSIONS	BRAKES
KM972-BJ	Ant.grey/Wood, birch	840 x 430 x 970	No	KM972-KO	Ant.grey/Wood, Cherry	840 x 430 x 970	No
KM972-BJB	Ant.grey/Wood, birch	840 x 430 x 970	Yes	KM972-KOB	Ant.grey/Wood, Cherry	840 x 430 x 970	Yes
KM972-BO	Ant.grey/Wood, beech	840 x 430 x 970	No	KM972-MA	Ant.grey/Wood, Mahogany	840 x 430 x 970	No
KM972-BOB	Ant.grey/Wood, beech	840 x 430 x 970	Yes	KM972-MAB	Ant.grey/Wood, Mahogany	840 x 430 x 970	Yes

- Powder coated with laminate shelves
- Height to top shelf 720 mm
- Distance between shelves 515 mm
- 4 swivel castors 100 mm
- Capacity: 150 kg



Accessories: KM1720-TS



KM972-BJ

KM972-BO

KM972-KO

KM972-MA

## DESIGN TROLLEY 3 SHELVES, FULLY WELDED

PRODUCT	COLOUR	DIMENSIONS	BRAKES	PRODUCT	COLOUR	DIMENSIONS	BRAKES
KM873-BJ	Black/Wood, birch	840 x 430 x 970	No	KM873-KO	Black/Wood, Cherry	840 x 430 x 970	No
KM873-BJB	Black/Wood, birch	840 x 430 x 970	Yes	KM873-KOB	Black/Wood, Cherry	840 x 430 x 970	Yes
KM873-BO	Black/Wood, beech	840 x 430 x 970	No	KM873-MA	Black/Wood, Mahogany	840 x 430 x 970	No
KM873-BOB	Black/Wood, beech	840 x 430 x 970	Yes	KM873-MAB	Black/Wood, Mahogany	840 x 430 x 970	Yes

- Powder coated with laminate shelves
- Height to top shelf 720 mm
- Distance between shelves 240 mm
- 4 swivel castors 100 mm
- Capacity: 150 kg



Accessories: KM1720-TS



KM873-BJ

KM873-BO

KM873-KO

KM873-MA

## DESIGN TROLLEY 3 SHELVES, FULLY WELDED

PRODUCT	COLOUR	DIMENSIONS	BRAKES	PRODUCT	COLOUR	DIMENSIONS	BRAKES
KM973-BJ	Ant.grey/Wood, birch	840 x 430 x 970	No	KM973-KO	Ant.grey/Wood, Cherry	840 x 430 x 970	No
KM973-BJB	Ant.grey/Wood, birch	840 x 430 x 970	Yes	KM973-KOB	Ant.grey/Wood, Cherry	840 x 430 x 970	Yes
KM973-BO	Ant.grey/Wood, beech	840 x 430 x 970	No	KM973-MA	Ant.grey/Wood, Mahogny	840 x 430 x 970	No
KM973-BOB	Ant.grey/Wood, beech	840 x 430 x 970	Yes	KM973-MAB	Ant.grey/Wood, Mahogny	840 x 430 x 970	Yes

- Powder coated with laminate shelves
- Height to top shelf 720 mm
- Distance between shelves 240mm
- 4 swivel castors 100mm
- Capacity: 150kg



Accessories: KM1720-TS



KM973-BJ

KM973-BO

KM973-KO

KM973-MA

## KONGA TROLLEY

- Powder coated
- Patterned rubber mat on shelves 690 x 430 mm
- Distance between shelves 560 mm
- Height to top shelf 710 mm
- Shelf edge 31-105 mm
- 4 swivel castors, 2 with brakes 100 mm
- Capacity 150 kg
- Includes KM600H Ergonomic Softgrip

PRODUCT	COLOUR	DIMENSIONS	BRAKES
KM1987	Green	866 x 455 x 980	Yes
KM1987-S	Black	866 x 455 x 980	Yes
KM1987-V	White	866 x 455 x 980	Yes





## For special requirements

When you need a trolley that provides excellent protection against static electricity, we have the solution. Kongamek ESD trolleys are fitted with dissipative mats and are SP approved for ESD-protected environments.

Pages 36–41

Your workmate

ESD TABLE TROLLEY 2 SHELVES, KM4147-ESD

- Without shelves and rails
- You can mount rails/shelves horizontal 16°, 30° and 40°
- For plastic bins: 600 x 400 mm
- Number of holes 63, cc:25 mm
- 4 swivel castors, 100 mm



PRODUCT	COLOUR	DIMENSIONS	BRAKES	CAPACITY
KM167-ESD	El.galv	470 x 858 x 1880	No	150 kg
KM167-ESDB	El.galv	470 x 858 x 1880	Yes	150 kg

ACCESSORIES

PRODUCT	PROPERTIES	
KM167-G	Shelf support	Page 158
KM167-H	Shelf	Page 158



ESD TABLE TROLLEY 2 SHELVES

- Electro galvanised with ESD shelves
- Height to top shelf 720 mm
- Distance between shelves 515 mm
- 4 swivel castors 100 mm

PRODUCT	COLOUR	DIMENSIONS	BRAKES	CAPACITY
KM172-ESD	El.galv	850 x 435 x 950	No	150 kg
KM172-ESDB	El.galv	850 x 435 x 950	Yes	150 kg



ESD TABLE TROLLEY 2 SHELVES

- Electro galvanised with ESD shelves
- Height to top shelf 760 mm
- Distance between shelves 530 mm
- 4 swivel castors 125 mm

PRODUCT	COLOUR	DIMENSIONS	BRAKES	CAPACITY
KM4147-ESD	El.galv	1070 x 585 x 940	No	250 kg
KM4147-ESDB	El.galv	1070 x 585 x 940	Yes	250 kg



## ESD TABLE TROLLEY 3 SHELVES

- Electro galvanised with ESD shelves
- Height to top shelf 740 mm
- Distance between shelves 245 mm
- 4 swivel castors 100 mm

PRODUCT	COLOUR	DIMENSIONS	BRAKES	CAPACITY
KM173-ESD	El.galv	850 x 435 x 950	No	150 kg
KM173-ESDB	El.galv	850 x 435 x 950	Yes	150 kg



## ESD TABLE TROLLEY 3 SHELVES

- Electro galvanised with ESD shelves
- Height to top shelf 760 mm
- Distance between shelves 260 mm
- 4 swivel castors 125 mm

PRODUCT	COLOUR	DIMENSIONS	BRAKES	CAPACITY
KM4148-ESD	El.galv	1070 x 585 x 940	No	250 kg
KM4148-ESDB	El.galv	1070 x 585 x 940	Yes	250 kg



## ESD SHELF TROLLEY 3 SHELVES

- Electro galvanised with ESD shelves
- Height to top shelf 1340 mm
- Distance between shelves 250 mm
- Size of shelf 900 x 540 mm
- 4 swivel castors 125 mm

PRODUCT	COLOUR	DIMENSIONS	BRAKES	CAPACITY
KM4123-ESD	El.galv	980 x 585 x 1445	No	250 kg
KM4123-ESDB	El.galv	980 x 585 x 1445	Yes	250 kg



## ESD SHELF TROLLEY 5 SHELVES

- Electro galvanised with ESD shelves
- Height to top shelf 1340 mm
- Distance between shelves 250 mm
- Size of shelf 900 x 540 mm
- 4 swivel castors 125 mm

PRODUCT	COLOUR	DIMENSIONS	BRAKES	CAPACITY
KM4124-ESD	El.galv	980 x 585 x 1445	No	250 kg
KM4124-ESDB	El.galv	980 x 585 x 1445	Yes	250 kg



## ESD SERIE 8000

- Electro galvanised with ESD shelves
- Shelves adjustable in height
- Adjustable handle
- 4 swivel castors 125 mm

PRODUCT	COLOUR	DIMENSIONS	BRAKES	CAPACITY
KM8000-2L-ESD	El.galv	1195 x 470 x 1120	No	250 kg
KM8000-2L-ESDB	El.galv	1195 x 470 x 1120	Yes	250 kg
KM8000-2M-ESD	El.galv	945 x 470 x 1120	No	250 kg
KM8000-2M-ESDB	El.galv	945 x 470 x 1120	Yes	250 kg
KM8000-2S-ESD	El.galv	815 x 470 x 1120	No	250 kg
KM8000-2S-ESDB	El.galv	815 x 470 x 1120	Yes	250 kg
KM8000-2XL-ESD	El.galv	1395 x 470 x 1120	No	250 kg
KM8000-2XL-ESDB	El.galv	1395 x 470 x 1120	Yes	250 kg



## ESD SERIE 8000

- Electro galvanised with ESD shelves
- Shelves adjustable in height
- Adjustable handle
- 4 swivel castors 125 mm

PRODUCT	COLOUR	DIMENSIONS	BRAKES	CAPACITY
KM8000-3L-ESD	El.galv	1195 x 470 x 1120	No	250 kg
KM8000-3L-ESDB	El.galv	1195 x 470 x 1120	Yes	250 kg
KM8000-3M-ESD	El.galv	945 x 470 x 1120	No	250 kg
KM8000-3M-ESDB	El.galv	945 x 470 x 1120	Yes	250 kg
KM8000-3S-ESD	El.galv	815 x 470 x 1120	No	250 kg
KM8000-3S-ESDB	El.galv	815 x 470 x 1120	Yes	250 kg



## ESD SACKTROLLEY

Thick sack stand adapted for a 125L sack. Both wheels and feet are included so you can adapt the product after your need. Non slippery covers for the sack. ESD Trolleys are SP approved.

PRODUCT	COLOUR	DIMENSIONS	BRAKES	VOLUME
KM3025-ESD	El.galv	500 x 450 x 900	No	125 L



## ESD SACKTROLLEY

Double sack stand for two 125 L sacks. Both wheels and feet are included so you can adapt the product after your own need. Non slippery covers for the sack. ESD Trolleys are SP approved.

PRODUCT	COLOUR	DIMENSIONS	BRAKES	VOLUME
KM3026-ESD	El.galv	770 x 470 x 900	No	250 L



## ESD SACKTROLLEY

Sack stand for 60 L sack. Simple design for all kind of enviroments. ESD Trolleys are SP approved.

PRODUCT	COLOUR	DIMENSIONS	BRAKES	VOLUME
KM3029-ESD	El.galv	340 x 340 x 710	No	60 L
KM3030-ESD	El.galv	450 x 380 x 900	No	125 L



### ACCESSORIES

PRODUCT	PROPERTIES
KM3029-1	Lid to sacktrolley
KM3030-1	Lid to sacktrolley





## ESD SACK TROLLEY

Ergonomic sack trolley fitted for a 125L sack.  
Comes with a bracket that will hold the sack in place.

PRODUCT	COLOUR	DIMENSIONS	BRAKES	VOLUME
KM153-SS-ESD	El.galv	660 x 385 x 1090	No	125 L



## ESD DOLLY

- Electro galvanised
- 4 swivel castors, 100 mm

PRODUCT	COLOUR	DIMENSIONS	BRAKES	CAPACITY
KM673-ESD	El.galv	600 x 400 x 160	No	300 kg

Accessories: KM670S



## Get the job done indoors and out

When you need to move a heavy load, our heavy duty trolleys are the way to go. With their large wheels, these trolleys can follow you everywhere: over uneven surfaces, through building sites, indoors and out. Our heavy duty trolleys are ideal for use in most settings, and we can fit them with mesh sides or wooden walls.

Pages 42–44



Your workmate

HEAVY DUTY TROLLEY, KM330150+KM1500L

## HEAVY DUTY TROLLEY

- Powder coated with plywood deck
- Welded tubular frame
- Fitted with parking brake and handle
- Pneumatic rubber wheels with steel rim 300 mm
- Capacity: 650 kg dynamic load
- Capacity: 1300 kg static load

PRODUCT	COLOUR	DIMENSIONS	BRAKES	CAPACITY
KM330120	Blue	1200 x 690 x 397	Yes	1300 kg

Accessories: KM1200L, KM330000H



## HEAVY DUTY TROLLEY

- Powder coated with plywood deck
- Welded tubular frame
- Fitted with parking brake and handle
- Pneumatic rubber wheels with steel rim 400 mm
- Capacity: 750 kg dynamic load
- Capacity: 1500 kg static load

PRODUCT	COLOUR	DIMENSIONS	BRAKES	CAPACITY
KM330150	Blue	1500 x 700 x 460	Yes	1500 kg
KM330200	Blue	2000 x 1000 x 460	Yes	1500 kg
KM330250	Blue	2500 x 1000 x 460	Yes	1500 kg
KM330300	Blue	3000 x 1000 x 490	Yes	1500 kg

Accessories: KM2000L, KM2000-RL, KMLUFT400FYLLT, KM330000H



## HEAVY DUTY TROLLEY

- Powder coated with plywood deck
- Welded tubular frame
- Fitted with parking brake and handle
- Flat free wheels with steel rim 400 mm
- Capacity: 1000 kg static load

PRODUCT	COLOUR	DIMENSIONS	BRAKES	CAPACITY
KM330150PF	Blue	1500 x 700 x 460	Yes	1000 kg
KM330200PF	Blue	2000 x 1000 x 460	Yes	1000 kg
KM330250PF	Blue	2500 x 1000 x 460	Yes	1000 kg
KM330300PF	Blue	3000 x 1000 x 490	Yes	1000 kg

Accessories: KM2000L, KM2000-RL, KM330000H





ACCESSORIES  
HEAVY DUTY TROLLEY

PRODUCT	PROPERTIES	PRODUCT	PROPERTIES
KM1200L	Dropsides 1200x690	KM2500L	Dropsides 2500x1000
KM1500L	Dropsides 1500x700	KM330000H	Corner post 430 mm, 1 pcs
KM2000-RL	Mesh sides for KM330200	KM330000H-4	Corner post 430 mm, 4 pcs
KM2000L	Dropsides 2000x1000		



HEAVY DUTY TROLLEY

A platform trolley suitable for transporting various objects. The platform is made up of high quality pressure-treated boards. Durable powder coating. Sturdy wheels and proper handles. The width of the trolley is adapted to fit through standard doorways.

PRODUCT	COLOUR	DIMENSIONS	BRAKES	CAPACITY
KM129	Yellow	2326 x 615 x 775	No	500 kg

FLAT FREE WHEELS

PRODUCT	COLOUR	DIMENSIONS	BRAKES	CAPACITY
KM129PF	Yellow	2326 x 615 x 775	No	500 kg





## A versatile workmate

Our range of shelf trolleys comprises solutions for most transport needs. These versatile trolleys feature from two to five shelves, which can even be angled or height-adjusted on several models. The trolleys are easy to operate and available in a variety of materials and colours.

**Pages 45–56**

Your workmate

SERIE 9000, KM9000-4+KM07401-9000

## SHELF TROLLEY 2 LEVELS, FULLY WELDED

### WITHOUT RIM

PRODUCT	COLOUR	DIMENSIONS	BRAKES
KM4126	White	1080 x 450 x 975	No
KM4126B	White	1080 x 450 x 975	Yes
KM4126-B	Blue	1080 x 450 x 975	Yes
KM4126-BB	Blue	1080 x 450 x 975	No
KM4126-E	El.galv	1080 x 450 x 975	Yes
KM4126-EB	El.galv	1080 x 450 x 975	No

### WITH RIM

PRODUCT	COLOUR	DIMENSIONS	BRAKES
KM4133	White	1080 x 450 x 975	No
KM4133B	White	1080 x 450 x 975	Yes
KM4133-B	Blue	1080 x 450 x 975	Yes
KM4133-BB	Blue	1080 x 450 x 975	No
KM4133-E	El.galv	1080 x 450 x 975	Yes
KM4133-EB	El.galv	1080 x 450 x 975	No

- Powder coated or electro galvanised
- Height to top shelf 770 mm
- Distance between shelves 540 mm
- 2 fixed, 2 swivel castors 160 mm
- Capacity: 400 kg



Accessories: KM145-L



KM4126



KM4133-B



KM4126-E

## SHELF TROLLEY 2 LEVELS, FULLY WELDED

### WITHOUT RIM

PRODUCT	COLOUR	DIMENSIONS	BRAKES
KM4168	White	1070 x 550x 1000	No
KM4168B	White	1070 x 550x 1000	Yes
KM4168-B	Blue	1070 x 550x 1000	No
KM4168-BB	Blue	1070 x 550x 1000	Yes
KM4168-E	El.galv	1070 x 550x 1000	No
KM4168-EB	El.galv	1070 x 550x 1000	Yes

### WITH RIM

PRODUCT	COLOUR	DIMENSIONS	BRAKES
KM4175	White	1070 x 550x 1000	No
KM4175B	White	1070 x 550x 1000	Yes
KM4175-B	Blue	1070 x 550x 1000	No
KM4175-BB	Blue	1070 x 550x 1000	Yes
KM4175-E	El.galv	1070 x 550x 1000	No
KM4175-EB	El.galv	1070 x 550x 1000	Yes

- Powder coated or electro galvanised
- Height to top shelf 770 mm
- Distance between shelves 540 mm
- 2 fixed, 2 swivel castors 160 mm
- Capacity: 400 kg



Accessories: KM145-L



KM4175



KM4175-E



### ACCESSORIES

PRODUCT	PROPERTIES
KM145-L	Writing tablet in aluzink steel sheet, size A4.

## SHELF TROLLEY 3 LEVELS, FULLY WELDED

### WITHOUT RIM

PRODUCT	COLOUR	DIMENSIONS	BRAKES
KM4127	White	1080 x 450 x 975	No
KM4127B	White	1080 x 450 x 975	Yes
KM4127-B	Blue	1080 x 450 x 975	No
KM4127-BB	Blue	1080 x 450 x 975	Yes
KM4127-E	El.galv	1080 x 450 x 975	No
KM4127-EB	El.galv	1080 x 450 x 975	Yes

### WITH RIM

PRODUCT	COLOUR	DIMENSIONS	BRAKES
KM4134	White	1080 x 450 x 1000	No
KM4134B	White	1080 x 450 x 1000	Yes
KM4134-B	Blue	1080 x 450 x 1000	No
KM4134-BB	Blue	1080 x 450 x 1000	Yes
KM4134-E	El.galv	1080 x 450 x 1000	No
KM4134-EB	El.galv	1080 x 450 x 1000	Yes

- Powder coated or electro galvanized
- Height to top shelf 770 mm (KM4127, KM4134, KM4169, KM4176)
- Height to top shelf 1380 mm (KM4144, KM4149)
- Distance between shelves 260 mm (KM4127, KM4134, KM4169, KM4176)
- Distance between shelves 550 mm (KM4144, KM4149)
- 2 fixed, 2 swivel castors 160 mm
- Capacity: 400 kg



Accessories: KM145-L



KM4127



KM4127-B



KM4134-E

## SHELF TROLLEY 3 LEVELS, FULLY WELDED

### WITHOUT RIM

PRODUCT	COLOUR	DIMENSIONS	BRAKES
KM4144	White	955 x 550 x 1470	No
KM4144B	White	955 x 550 x 1470	Yes
KM4144-B	Blue	955 x 550 x 1470	No
KM4144-BB	Blue	955 x 550 x 1470	Yes
KM4144-E	El.galv	955 x 550 x 1470	No
KM4144-EB	El.galv	955 x 550 x 1470	Yes

### WITH RIM

PRODUCT	COLOUR	DIMENSIONS	BRAKES
KM4149	White	955 x 550 x 1490	No
KM4149B	White	955 x 550 x 1490	Yes
KM4149-B	Blue	955 x 550 x 1490	No
KM4149-BB	Blue	955 x 550 x 1490	Yes
KM4149-E	El.galv	955 x 550 x 1490	No
KM4149-EB	El.galv	955 x 550 x 1490	Yes

- Powder coated or electro galvanized
- Height to top shelf 770 mm (KM4127, KM4134, KM4169, KM4176)
- Height to top shelf 1380 mm (KM4144, KM4149)
- Distance between shelves 260 mm (KM4127, KM4134, KM4169, KM4176)
- Distance between shelves 550 mm (KM4144, KM4149)
- 2 fixed, 2 swivel castors 160 mm
- Capacity: 400 kg



Accessories: KM145-L



KM4144



KM4144-B



KM4144-E



KM4149



## SHELF TROLLEY 3 LEVELS, FULLY WELDED

### WITHOUT RIM

PRODUCT	COLOUR	DIMENSIONS	BRAKES
KM4169	White	1070 x 550 x 975	No
KM4169B	White	1070 x 550 x 975	Yes
KM4169-B	Blue	1070 x 550 x 975	No
KM4169-BB	Blue	1070 x 550 x 975	Yes
KM4169-E	El.galv	1070 x 550 x 975	No
KM4169-EB	El.galv	1070 x 550 x 975	Yes

### WITH RIM

PRODUCT	COLOUR	DIMENSIONS	BRAKES
KM4176	White	1070 x 550 x 1000	No
KM4176B	White	1070 x 550 x 1000	Yes
KM4176-B	Blue	1070 x 550 x 1000	No
KM4176-BB	Blue	1070 x 550 x 1000	Yes
KM4176-E	El.galv	1070 x 550 x 1000	No
KM4176-EB	El.galv	1070 x 550 x 1000	Yes

- Powder coated or electro galvanised
- Height to top shelf 770 mm (KM4127, KM4134, KM4169, KM4176)
- Height to top shelf 1380 mm (KM4144, KM4149)
- Distance between shelves 260 mm (KM4127, KM4134, KM4169, KM4176)
- Distance between shelves 550 mm (KM4144, KM4149)
- 2 fixed, 2 swivel castors 160 mm
- Capacity: 400 kg



Accessories: KM145-L



KM4126



KM4126-B



KM4133-E

## SHELF TROLLEY 5 LEVELS, FULLY WELDED

### WITHOUT RIM

PRODUCT	COLOUR	DIMENSIONS	BRAKES
KM4145	White	955 x 550 x 1470	No
KM4145B	White	955 x 550 x 1470	Yes
KM4145-B	Blue	955 x 550 x 1470	No
KM4145-BB	Blue	955 x 550 x 1470	Yes
KM4145-E	El.galv	955 x 550 x 1470	No
KM4145-EB	El.galv	955 x 550 x 1470	Yes

### WITH RIM

PRODUCT	COLOUR	DIMENSIONS	BRAKES
KM4150	White	955 x 550 x 1490	No
KM4150B	White	955 x 550 x 1490	Yes
KM4150-B	Blue	955 x 550 x 1490	No
KM4150-BB	Blue	955 x 550 x 1490	Yes
KM4150-E	El.galv	955 x 550 x 1490	No
KM4150-EB	El.galv	955 x 550 x 1490	Yes

- Powder coated or electro galvanised
- Height to top shelf 1380 mm
- Distance between shelves 260 mm
- 2 fixed 2 swivel castors 160 mm
- Capacity: 400 kg



Accessories: KM145-L



KM4145



KM4145-B



KM4145-E



## SHELF TROLLEY, ALU-ZINC

- Robust 3 shelf trolley in sturdy and corrosion-resistant aluzinc.
- 4 pcs 100mm swivel castors for easy operation.
- Suitable for plastic bins 600 x 400 mm

PRODUCT	COLOUR	DIMENSIONS	BRAKES	CAPACITY
KM9100-A	Grey	690 x 420 x 850	No	150 kg

### ACCESSORIES

PRODUCT	PROPERTIES
KM9100-HM	Black rubber mat



## LIGHT SHELF TROLLEY

- Powder coated or electro galvanised
- Height to top shelf 760 mm
- Distance between shelves 530 mm
- Can be assembled with lip up or down
- Shelf 900 x 540 mm
- 4 swivel castors 125 mm

PRODUCT	COLOUR	DIMENSIONS	BRAKES	CAPACITY
KM4147	White	1070 x 585 x 940	No	250 kg
KM4147B	White	1070 x 585 x 940	Yes	250 kg
KM4147-B	Blue	1070 x 585 x 940	No	250 kg
KM4147-BB	Blue	1070 x 585 x 940	Yes	250 kg
KM4147-E	El.galv	1070 x 585 x 940	No	250 kg
KM4147-EB	El.galv	1070 x 585 x 940	Yes	250 kg



## LIGHT SHELF TROLLEY

- Powder coated or electro galvanised
- Height to top shelf 760 mm
- Distance between shelves 250 mm
- Can be assembled with lip up or down
- Shelf 900 x 540 mm
- 4 swivel castors 125 mm

PRODUCT	COLOUR	DIMENSIONS	BRAKES	CAPACITY
KM4148	White	1070 x 585 x 940	No	250 kg
KM4148B	White	1070 x 585 x 940	Yes	250 kg
KM4148-B	Blue	1070 x 585 x 940	No	250 kg
KM4148-BB	Blue	1070 x 585 x 940	Yes	250 kg
KM4148-E	El.galv	1070 x 585 x 940	No	250 kg
KM4148-EB	El.galv	1070 x 585 x 940	Yes	250 kg



## COLOUR TROLLEY 2 LEVELS

PRODUCT	COLOUR	DIMENSIONS	BRAKES	PRODUCT	COLOUR	DIMENSIONS	BRAKES
KM1105	Burgundy	1080 x 480 x 940	No	KM4105B	White	1080 x 480 x 940	Yes
KM1105B	Burgundy	1080 x 480 x 940	Yes	KM5105	Yellow	1080 x 480 x 940	No
KM2105	Green	1080 x 480 x 940	No	KM5105B	Yellow	1080 x 480 x 940	Yes
KM2105B	Green	1080 x 480 x 940	Yes	KM6105	Orange	1080 x 480 x 940	No
KM3105	Blue	1080 x 480 x 940	No	KM6105B	Orange	1080 x 480 x 940	Yes
KM3105B	Blue	1080 x 480 x 940	Yes	KM7105	Red	1080 x 480 x 940	No
KM4105	White	1080 x 480 x 940	No	KM7105B	Red	1080 x 480 x 940	Yes
KM4105-E	El.galv	1080 x 480 x 940	No	KM9105	Anthracite grey	1080 x 480 x 940	No
KM4105-EB	El.galv	1080 x 480 x 940	Yes	KM9105B	Anthracite grey	1080 x 480 x 940	Yes

- Powder coated or electro galvanised
- Height to top shelf 760 mm
- Distance between shelves 530 mm
- Can be assembled with shelf lip up or down
- Shelves 900 x 440 mm
- 4 swivel castors 125 mm
- Capacity: 250 kg



## COLOUR TROLLEY 3 LEVELS

PRODUCT	COLOUR	DIMENSIONS	BRAKES	PRODUCT	COLOUR	DIMENSIONS	BRAKES
KM1106	Burgundy	1080 x 480 x 940	No	KM4106B	White	1080 x 480 x 940	Yes
KM1106B	Burgundy	1080 x 480 x 940	Yes	KM5106	Yellow	1080 x 480 x 940	No
KM2106	Green	1080 x 480 x 940	No	KM5106B	Yellow	1080 x 480 x 940	Yes
KM2106B	Green	1080 x 480 x 940	Yes	KM6106	Orange	1080 x 480 x 940	No
KM3106	Blue	1080 x 480 x 940	No	KM6106B	Orange	1080 x 480 x 940	Yes
KM3106B	Blue	1080 x 480 x 940	Yes	KM7106	Red	1080 x 480 x 940	No
KM4106	White	1080 x 480 x 940	No	KM7106B	Red	1080 x 480 x 940	Yes
KM4106-E	El.galv	1080 x 480 x 940	No	KM9106	Anthracite grey	1080 x 480 x 940	No
KM4106-EB	El.galv	1080 x 480 x 940	Yes	KM9106B	Anthracite grey	1080 x 480 x 940	Yes

- Powder coated or electro galvanised
- Height to top shelf 760 mm
- Distance between shelves 250 mm
- Shelves 900 x 440 mm
- Can be assembled with shelf lip up or down
- 4 swivel castors 125 mm
- Capacity: 250 kg



KM1106  
Burgundy



KM2106  
Green



KM3106  
Blue



KM4106  
White



KM4106-E  
El.galv



KM5106  
Yellow



KM6106  
Orange



KM71056  
Red



KM9106  
Anthracite grey



## LIGHT SHELF TROLLEY

- Powder coated or electro galvanised
- Height to top shelf 1340 mm
- Distance between shelves 530 mm
- Can be assembled with lip up or down
- Shelf 900 x 540 mm
- 4 swivel castors 125 mm

PRODUCT	COLOUR	DIMENSIONS	BRAKES	CAPACITY
KM4123	White	980 x 585 x 1445	No	250 kg
KM4123B	White	980 x 585 x 1445	Yes	250 kg
KM4123-B	Blue	980 x 585 x 1445	No	250 kg
KM4123-BB	Blue	980 x 585 x 1445	Yes	250 kg
KM4123-E	El.galv	980 x 585 x 1445	No	250 kg
KM4123-EB	El.galv	980 x 585 x 1445	Yes	250 kg



## LIGHT SHELF TROLLEY

- Powder coated or electro galvanised
- Height to top shelf 1340 mm
- Distance between shelves 340 mm
- Can be assembled with lip up or down
- Shelves 900 x 540 mm
- 4 swivel castors 125 mm
- Capacity: 250 kg

PRODUCT	COLOUR	DIMENSIONS	BRAKES	CAPACITY
KM4125-B	Blue	980 x 585 x 1445	No	250 kg
KM4125-BB	Blue	980 x 585 x 1445	Yes	250 kg
KM4125-E	El.galv	980 x 585 x 1445	No	250 kg
KM4125-EB	El.galv	980 x 585 x 1445	Yes	250 kg
KM4125	White	980 x 585 x 1445	No	250 kg
KM4125B	White	980 x 585 x 1445	Yes	250 kg



## LIGHT SHELF TROLLEY

- Powder coated or electro galvanised
- Height to top shelf 1340 mm
- Distance between shelves 250 mm
- Can be assembled with lip up or down
- Shelf 900 x 540 mm
- 4 swivel castors 125 mm

PRODUCT	COLOUR	DIMENSIONS	BRAKES	CAPACITY
KM4124	White	980 x 585 x 1445	No	250 kg
KM4124B	White	980 x 585 x 1445	Yes	250 kg
KM4124-B	Blue	980 x 585 x 1445	No	250 kg
KM4124-BB	Blue	980 x 585 x 1445	Yes	250 kg
KM4124-E	El.galv	980 x 585 x 1445	No	250 kg
KM4124-EB	El.galv	980 x 585 x 1445	Yes	250 kg



## SERIE 8000

- Electro galvanised with shelves in laminate
- Shelves adjustable in height
- Adjustable handle
- 4 swivel castors 125 mm

PRODUCT	COLOUR	DIMENSIONS	BRAKES	CAPACITY
KM8000-2L-CL	El.galv	1195 x 470 x 1120	Yes	250 kg
KM8000-2XL-CL	El.galv	1395 x 470 x 1120	Yes	250 kg

Accessories: X2005-L, KM145-L, KM07401, KM8000-HA, KM8000-T, KM8000-XLH



## SERIE 8000

- Electro galvanised with shelves in laminate
- Shelves adjustable in height
- Adjustable handle
- 4 swivel castors 125 mm

PRODUCT	COLOUR	DIMENSIONS	BRAKES	CAPACITY
KM8000-3L-CL	El.galv	1195 x 470 x 1120	Yes	250 kg
KM8000-3XL-CL	El.galv	1395 x 470 x 1120	Yes	250 kg

Accessories: X2005-L, KM145-L, KM07401, KM8000-HA, KM8000-T, KM8000-XLH



## SERIE 8000

- Electro galvanised with shelves in laminate
- Shelves adjustable in height
- Adjustable handle
- 4 swivel castors 125 mm

PRODUCT	COLOUR	DIMENSIONS	BRAKES	CAPACITY
KM8000-4L-CL	El.galv	1195 x 470 x 1590	Yes	250 kg
KM8000-4XL-CL	El.galv	1395 x 470 x 1590	Yes	250 kg

Accessories: X2005-L, KM145-L, KM07401, KM8000-HA, KM8000-T, KM8000-XLH



## SERIE 8000

- Electro galvanised with shelves in laminate
- Shelves adjustable in height
- Adjustable handle
- 4 swivel castors 125 mm

PRODUCT	COLOUR	DIMENSIONS	BRAKES	CAPACITY
KM8000-2M-UN	El.galv	945 x 470 x 1120	No	250 kg
KM8000-2L-UN	El.galv	1195 x 470 x 1120	No	250 kg



## SERIE 8000

- Electro galvanised with shelves in laminate
- Shelves adjustable in height
- Adjustable handle
- 4 swivel castors 125 mm

PRODUCT	COLOUR	DIMENSIONS	BRAKES	CAPACITY
KM8000-2S	El.galv	815 x 470 x 1120	No	250 kg
KM8000-2SB	El.galv	815 x 470 x 1120	Yes	250 kg
KM8000-2M	El.galv	945 x 470 x 1120	No	250 kg
KM8000-2MB	El.galv	945 x 470 x 1120	Yes	250 kg
KM8000-2L	El.galv	1195 x 470 x 1120	No	250 kg
KM8000-2LB	El.galv	1195 x 470 x 1120	Yes	250 kg
KM8000-2XL	El.galv	1395 x 470 x 1120	No	250 kg
KM8000-2XLB	El.galv	1395 x 470 x 1120	Yes	250 kg

ⓘ Accessories: X2005-L, KM145-L, KM07401, KM8000-HA, KM8000-LH, KM8000-T, KM8000-MH, KM8000-SH, KM8000-XLH



## SERIE 8000

- Electro galvanised with shelves in laminate
- Shelves adjustable in height
- Adjustable handle
- 4 swivel castors 125 mm

PRODUCT	COLOUR	DIMENSIONS	BRAKES	CAPACITY
KM8000-3L	El.galv	1195 x 470 x 1120	No	250 kg
KM8000-3LB	El.galv	1195 x 470 x 1120	Yes	250 kg
KM8000-3M	El.galv	945 x 470 x 1120	No	250 kg
KM8000-3MB	El.galv	945 x 470 x 1120	Yes	250 kg
KM8000-3S	El.galv	815 x 470 x 1120	No	250 kg
KM8000-3SB	El.galv	815 x 470 x 1120	Yes	250 kg
KM8000-3XL	El.galv	1395 x 470 x 1120	No	250 kg
KM8000-3XLB	El.galv	1395 x 470 x 1120	Yes	250 kg

ⓘ Accessories: X2005-L, KM145-L, KM07401, KM8000-HA, KM8000-LH, KM8000-T, KM8000-MH, KM8000-SH, KM8000-XLH



## SERIE 8000

- Electro galvanised with shelves in laminate
- Shelves adjustable in height
- Adjustable handle
- 4 swivel castors 125 mm

PRODUCT	COLOUR	DIMENSIONS	BRAKES	CAPACITY
KM8000-4S	El.galv	815 x 470 x 1590	No	250 kg
KM8000-4SB	El.galv	815 x 470 x 1590	Yes	250 kg
KM8000-4M	El.galv	945 x 470 x 1590	No	250 kg
KM8000-4MB	El.galv	945 x 470 x 1590	Yes	250 kg
KM8000-4L	El.galv	1195 x 470 x 1590	No	250 kg
KM8000-4LB	El.galv	1195 x 470 x 1590	Yes	250 kg
KM8000-4XL	El.galv	1395 x 470 x 1590	No	250 kg
KM8000-4XLB	El.galv	1395 x 470 x 1590	Yes	250 kg

ⓘ Accessories: X2005-L, KM145-L, KM07401, KM8000-HA, KM8000-LH, KM8000-T, KM8000-MH, KM8000-SH, KM8000-XLH



## SERIE 9000

- Electro galvanised with shelves in laminate
- Shelves adjustable in height
- Adjustable handle
- 2 fixed 2 swivel castors 160 mm

PRODUCT	COLOUR	DIMENSIONS	BRAKES	CAPACITY
KM9000-2M	El.galv	1390 x 650 x 1025	No	300 kg
KM9000-2MB	El.galv	1390 x 650 x 1025	Yes	300 kg
KM9000-2L	El.galv	1590 x 650 x 1025	No	300 kg
KM9000-2LB	El.galv	1590 x 650 x 1025	Yes	300 kg
KM9000-2S	El.galv	1190 x 650 x 1025	No	300 kg
KM9000-2SB	El.galv	1190 x 650 x 1025	Yes	300 kg
KM9000-2XL	El.galv	1790 x 650 x 1025	No	300 kg
KM9000-2XLB	El.galv	1790 x 650 x 1025	Yes	300 kg

Accessories: X2005-L, KM07401-9000, KM9000-HA, KM9000-SH, KM9000-T, KM9000XLHYLLA



## SERIE 9000

- Electro galvanised with shelves in laminate
- Shelves adjustable in height
- Adjustable handle
- 2 fixed 2 swivel castors 160 mm

PRODUCT	COLOUR	DIMENSIONS	BRAKES	CAPACITY
KM9000-3L	El.galv	1590 x 650 x 1695	No	300 kg
KM9000-3LB	El.galv	1590 x 650 x 1695	Yes	300 kg
KM9000-3M	El.galv	1390 x 650 x 1695	No	300 kg
KM9000-3MB	El.galv	1390 x 650 x 1695	Yes	300 kg
KM9000-3S	El.galv	1190 x 650 x 1695	No	300 kg
KM9000-3SB	El.galv	1190 x 650 x 1695	Yes	300 kg
KM9000-3XL	El.galv	1790 x 650 x 1695	No	300 kg
KM9000-3XLB	El.galv	1790 x 650 x 1695	Yes	300 kg

Accessories: X2005-L, KM07401-9000, KM9000-HA, KM9000-SH, KM9000-T, KM9000XLHYLLA



## SERIE 9000

- Electro galvanised with shelves in laminate
- Shelves adjustable in height
- Adjustable handle
- 2 fixed 2 swivel castors 160 mm

PRODUCT	COLOUR	DIMENSIONS	BRAKES	CAPACITY
KM9000-4L	El.galv	1590 x 650 x 1695	No	300 kg
KM9000-4LB	El.galv	1590 x 650 x 1695	Yes	300 kg
KM9000-4M	El.galv	1390 x 650 x 1695	No	300 kg
KM9000-4MB	El.galv	1390 x 650 x 1695	Yes	300 kg
KM9000-4S	El.galv	1190 x 650 x 1695	No	300 kg
KM9000-4SB	El.galv	1190 x 650 x 1695	Yes	300 kg
KM9000-4XL	El.galv	1790 x 650 x 1695	No	300 kg
KM9000-4XLB	El.galv	1790 x 650 x 1695	Yes	300 kg

Accessories: X2005-L, KM07401-9000, KM9000-HA, KM9000-SH, KM9000-T, KM9000XLHYLLA



ACCESSORIES  
SERIE 8000

PRODUCT	PROPERTIES	PRODUCT	PROPERTIES
KM07401	Ladder KM8000	KM8000-LH	Accessory: shelf KM8000-L
KM8000-3LG	Gate to one side KM8000-3L	KM8000-MH	Accessory: shelf KM8000-M
KM8000-3XLG	Gate to one side KM8000-3XL	KM8000-SH	Accessory: shelf KM8000-S
KM8000-4LG	Gate to one side KM8000-4L	KM8000-T	Accessory: leaning shelf
KM8000-4XLG	Gate to one side KM8000-4XL	KM8000-XLH	Accessory: shelf KM8000-XL
KM8000-HA	Shelf divider		



KM8000-HA



KM8000-3LG



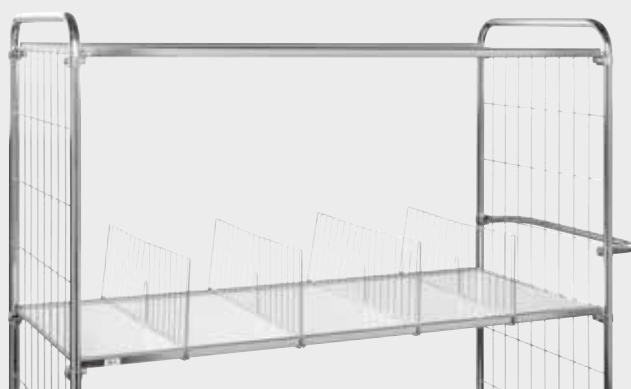
KM8000-T & KM07401

ACCESSORIES  
SERIE 9000

PRODUCT	PROPERTIES
KM07401-9000	Ladder with a handle to KM9000
KM9000-HA	Shelf divider
KM9000-SH	Accessory: shelf
KM9000-T	Accessory: leaning shelf
KM9000XLHYLLA	Accessory: shelf to KM9000-2/4XL



KM9000XLHYLLA



KM9000-HA



KM07401-9000





## Connectable system

The Konga Moving System features several types of trolley with train couplings. This function is available on everything from versatile, all-round trolleys to shelf trolleys, pallet trolleys and platform trolleys, which can be linked up to form a "train" of the desired length and capacity.

**Pages 57–58**

**Your workmate**

ALLROUND TROLLEY WITH TOWING PACKAGE, KMKPH-109

ACCESSORIES

ALLROUND TROLLEY WITH TOWING PACKAGE

PRODUCT	PROPERTIES	DIMENSIONS
KMKPH-109	Towing package + Elastic castors	561 x 510
KMKPH-109B	Towing package + Elastic braked castors	561 x 510



ACCESSORIES

SHELF TROLLEY WITH TOWING PACKAGE

PRODUCT	PROPERTIES
KMKPH-109	Towing package + Elastic castors
KMKPH-105B	Towing package + Elastic braked castors
KMT32-105	Towing package 105 complete



ACCESSORIES

PALLET TROLLEY WITH TOWING PACKAGE

PRODUCT	PROPERTIES	DIMENSIONS
KMKPH-104	Towing package + Elastic castors	597 x 303
KMKPH-104B	Towing package + Elastic braked castors	597 x 303



ACCESSORIES

PLATFORM TROLLEY WITH TOWING PACKAGE

PRODUCT	PROPERTIES
KMKPH-101	Towing package + Elastic castors
KMKPH-101B	Towing package + Elastic braked castors
KMKPH-102	Towing package + Elastic castors
KMKPH-102B	Towing package + Elastic braked castors



## Practical solutions for offices and studies

Keep files, books, folders and reports in order. Kongamek office trolleys are ideal for taking work materials with you wherever you need them. Choose between practical shelves for storage or a functional writing surface that lets you get your work done without breaking stride.

Pages 59–65



## ARCHIVE TROLLEY

A binder storage trolley with 2 slanted shelves in birch melamine. Powder coated gray frame. The Binder trolley is easy to manoeuvre and can simply be rolled back and forth as needed. Delivered with 4 bookends.

PRODUCT	COLOUR	DIMENSIONS	BRAKES	CAPACITY
KM156	Grey/Wood, birch	900 x 300 x 920	No	50 kg



## ARCHIVE TROLLEY

A binder storage trolley with 2 slanted shelves in white melamine. Powder coated gray frame. The Binder trolley is easy to manoeuvre and can simply be rolled back and forth as needed. Delivered with 4 bookends.

PRODUCT	COLOUR	DIMENSIONS	BRAKES	CAPACITY
KM157	Grey/White	900 x 300 x 920	No	50 kg



## MOVING SHELF

- Electro galvanised with laminate shelf
- Fully welded
- Height of top shelf 890 mm
- Distance between shelves 350 mm
- 6 book supports included
- 4 swivel castors, 100 mm
- Capacity: 25 kg/shelf

PRODUCT	COLOUR	DIMENSIONS	BRAKES	CAPACITY
KM151	El.galv/White	790 x 290 x 1140	No	75 kg

### ACCESSORIES

PRODUCT	PROPERTIES
KM153	Book end to shelf



## MOVING SHELF

- Electro galvanised with laminate shelves
- Fully welded
- Height of top shelf 1250 mm
- Distance between shelves 515 mm
- 4 swivel castors, 100 mm
- Capacity 25 kg/shelf

PRODUCT	COLOUR	DIMENSIONS	BRAKES	CAPACITY
KM151S	El.galv/White	790 x 290 x 1500	No	75 kg

### ACCESSORIES

PRODUCT	PROPERTIES
KM153	Book end to shelf



## MOVING SHELF

- Electro galvanised with laminate shelf
- Fully welded
- Height of top shelf 1250 mm
- Distance between shelves 325 mm
- 4 swivel castors, 100 mm
- Capacity: 25 kg/shelf

PRODUCT	COLOUR	DIMENSIONS	BRAKES	CAPACITY
KM151S4	El.galv/White	790 x 290 x 1500	No	100 kg

### ACCESSORIES

PRODUCT	PROPERTIES
KM153	Book end to shelf



## MOVING SHELF

- Electro galvanised with laminate shelf
- Fully welded
- Height of top shelf 890 mm
- Distance between shelves 350 mm
- 6 book supports included
- 4 swivel castors, 100 mm
- Capacity: 25 kg/shelf

PRODUCT	COLOUR	DIMENSIONS	BRAKES	CAPACITY
KM152	El.galv/White	1000 x 290 x 1140	No	75 kg

### ACCESSORIES

PRODUCT	PROPERTIES
KM153	Book end to shelf



## CLOTHES RACKET

- Powder coated
- Adjustable in height: 1420 - 1820 mm
- 4 swivel castors, 2 with brakes, 100 mm
- Capacity: 75 kg

PRODUCT	COLOUR	DIMENSIONS	BRAKES	CAPACITY
KM113500	Grey	1180 x 710 x 1830	Yes	75 kg



## CLOTHES RACKET

- Powder coated
- Heavy tube construction for extra tough handling
- 4 swivel castors 125 mm

PRODUCT	COLOUR	DIMENSIONS	BRAKES	CAPACITY
KM113700	Grey	1700 x 600 x 1690	No	150 kg
KM113700B	Grey	1700 x 600 x 1690	Yes	150 kg



## MINI TROLLEY

- Shelf, adjustable
- Size of shelf 410 x 355 mm
- 4 swivel castors 100 mm

PRODUCT	COLOUR	DIMENSIONS	BRAKES	CAPACITY
KM153-H	El.galv	660 x 385 x 1090	No	35 kg
KM153-HB	El.galv	660 x 385 x 1090	Yes	35 kg
KM153-HS	Black	660 x 385 x 1090	No	35 kg
KM153-HBS	Black	660 x 385 x 1090	Yes	35 kg

Accessories: KM153HYLLA, KM153HYLLA-S, KM153KORG, KM153KORG-S



## MINI TROLLEY

- Two shelves, adjustable
- Size of shelves 410 x 355 mm
- 4 swivel castors, 100 mm

PRODUCT	COLOUR	DIMENSIONS	BRAKES	CAPACITY
KM153-HH	El.galv	660 x 385 x 1090	No	35 kg
KM153-HHB	El.galv	660 x 385 x 1090	Yes	35 kg
KM153-HHS	Black	660 x 385 x 1090	No	35 kg
KM153-HHBS	Black	660 x 385 x 1090	Yes	35 kg

Accessories: KM153HYLLA, KM153HYLLA-S, KM153KORG, KM153KORG-S



## MINI TROLLEY

- One shelf and one thread basket, adjustable
- Size of shelf 410 x 355
- Size of thread basket 415 x 355 x 220 mm
- 4 swivel castors, 100 mm

PRODUCT	COLOUR	DIMENSIONS	BRAKES	CAPACITY
KM153-HT	El.galv	660 x 385 x 1090	No	35 kg
KM153-HTB	El.galv	660 x 385 x 1090	Yes	35 kg
KM153-HTBS	Black	660 x 385 x 1090	Yes	35 kg
KM153-HTS	Black	660 x 385 x 1090	No	35 kg

Accessories: KM153HYLLA, KM153HYLLA-S, KM153KORG, KM153KORG-S



## MINI TROLLEY

- One thread basket, adjustable
- Size of threadbasket 415 x 355 x 220 mm
- 4 swivel castors 100 mm

PRODUCT	COLOUR	DIMENSIONS	BRAKES	CAPACITY
KM153-T	El.galv	660 x 385 x 1090	No	35 kg
KM153-TB	El.galv	660 x 385 x 1090	Yes	35 kg
KM153-TBS	Black	660 x 385 x 1090	Yes	35 kg
KM153-TS	Black	660 x 385 x 1090	No	35 kg

Accessories: KM153HYLLA, KM153HYLLA-S, KM153KORG, KM153KORG-S



## MINI TROLLEY

- Two thread baskets, adjustable
- Size of threadbasket 415 x 355 x 220 mm
- 4 swivel castors, 100 mm

PRODUCT	COLOUR	DIMENSIONS	BRAKES	CAPACITY
KM153-TT	El.galv	660 x 385 x 1090	No	35 kg
KM153-TTB	El.galv	660 x 385 x 1090	Yes	35 kg
KM153-TTBS	Black	660 x 385 x 1090	Yes	35 kg
KM153-TTB	Black	660 x 385 x 1090	No	35 kg

Accessories: KM153HYLLA, KM153HYLLA-S, KM153KORG, KM153KORG-S



## ACCESSORIES MINI TROLLEY

PRODUCT	PROPERTIES
KM153HYLLA	Shelf for KM153
KM153KORG	Basket for KM153
KM153HYLLA-S	Shelf for KM153 Black/BLACK
KM153KORG-S	Basket for KM153 Black/BLACK



KM153KORG

KM153HYLLA



## WRITING TABLET TROLLEY

- Electro galvanised and beech top with pen compartment
- Maximum height: 1300 mm
- Minimum height: 910 mm
- Gradient: 10°
- 4 swivel castors/2 with brakes 125 mm

PRODUCT	COLOUR	DIMENSIONS	BRAKES	CAPACITY
KM155	El.galv	570 x 800 x 1300	Yes	150 kg



## WRITING TABLET TROLLEY

- Electro galvanised and beech top with pen compartment
- 4 swivel castors/2 with brakes 100 mm

PRODUCT	COLOUR	DIMENSIONS	BRAKES	CAPACITY
KM155-1	El.galv	800 x 570 x 1055	Yes	150 kg



## WRITING TABLET TROLLEY

- Electro galvanised and beech top with pen compartment
- 4 swivel castors/2 with brakes 100 mm

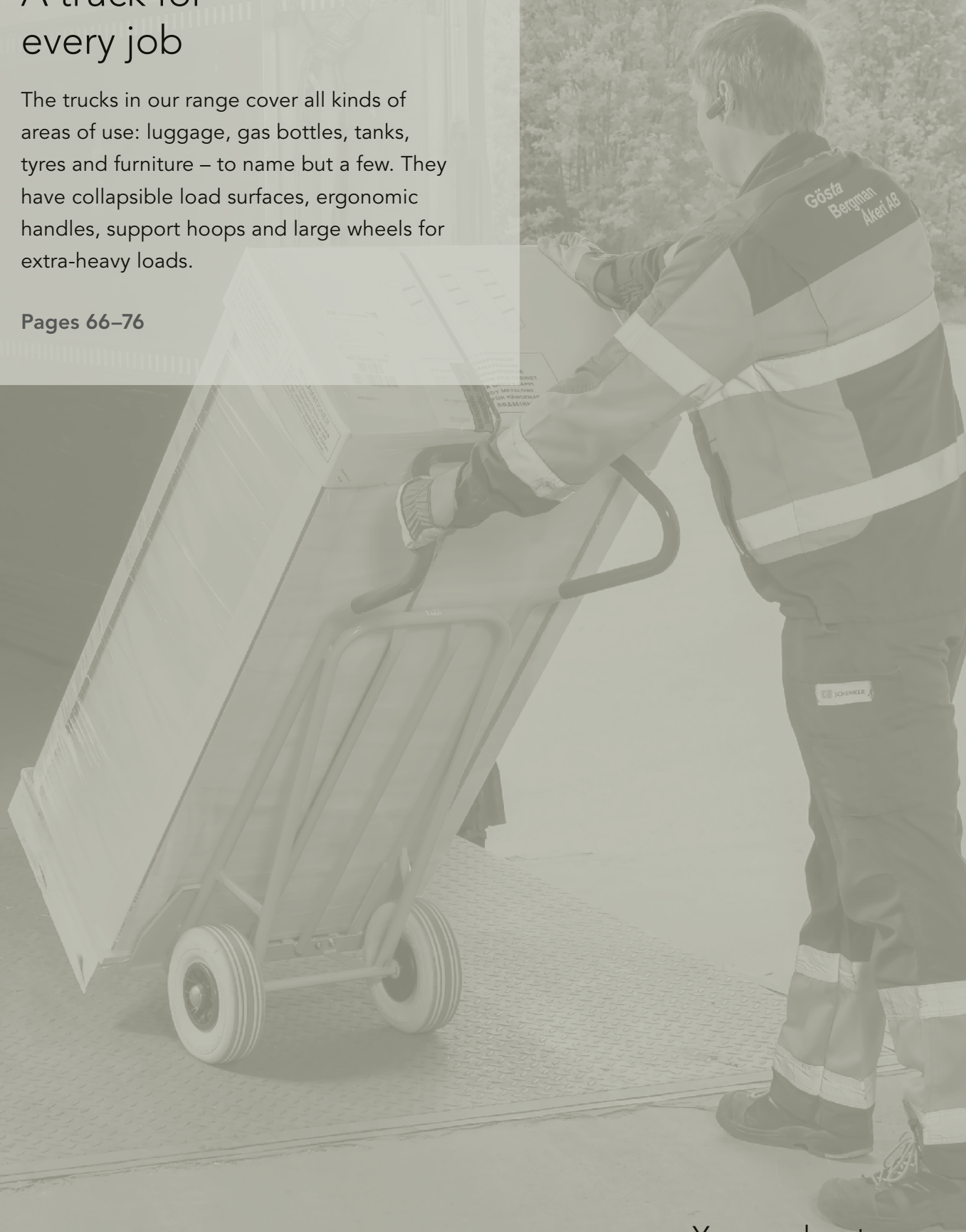
PRODUCT	COLOUR	DIMENSIONS	BRAKES	CAPACITY
KM155-2	El.galv	600 x 440 x 1055	Yes	150 kg



## A truck for every job

The trucks in our range cover all kinds of areas of use: luggage, gas bottles, tanks, tyres and furniture – to name but a few. They have collapsible load surfaces, ergonomic handles, support hoops and large wheels for extra-heavy loads.

Pages 66–76



Your workmate  
LUGGAGE TROLLEY, KM104-HPF

## LUGGAGE TROLLEY

- Robust construction of aluminium
- Easy to fold (390 x 55 x 675)
- Loading base 385 x 230 mm
- Rubber wheels with plastic rim 125 mm

PRODUCT	COLOUR	DIMENSIONS	BRAKES	CAPACITY
KM0207	Grey	390 x 420 x 1000	No	60 kg



## LUGGAGE TROLLEY

- Robust construction of aluminium
- Easy to fold (490 x 70 x 800)
- Loading base 480 x 300 mm
- Rubber wheels with plastic rim 175 mm

PRODUCT	COLOUR	DIMENSIONS	BRAKES	CAPACITY
KM0208	Grey	570 x 540 x 1090	No	125 kg



## LUGGAGE TROLLEY

Robust luggage and sack truck which can carry up to 200 kg.  
Easy to fold for transportation and to storage it .

PRODUCT	COLOUR	DIMENSIONS	BRAKES	CAPACITY
KM0209	Grey	600 x 600 x 1125	No	200 kg



## LUGGAGE TROLLEY

- Powder coated
- Loading base 270 x 310 mm
- Rubber wheels with plastic rim 180 mm

PRODUCT	COLOUR	DIMENSIONS	BRAKES	CAPACITY
KM100	Yellow	500 x 420 x 1000	No	50 kg



## LUGGAGE TROLLEY

- Powder coated
- Loading base 345 x 500 mm
- Small loading base 415 x 135 mm
- Solid rubber wheels 250 mm

PRODUCT	COLOUR	DIMENSIONS	BRAKES	CAPACITY
KM101	Yellow	800 x 430 x 1150	No	150 kg



## LUGGAGE TROLLEY

- Powder coated
- Loading base 345x 500 mm
- Small loading base 415 x 135 mm
- Pneumatic wheels 260 x 85 mm

PRODUCT	COLOUR	DIMENSIONS	BRAKES	CAPACITY
KM102	Yellow	800 x 430 x 1150	No	150 kg

### FLAT FREE WHEELS

PRODUCT	COLOUR	DIMENSIONS	BRAKES	CAPACITY
KM102PF	Yellow	800 x 430 x 1150	No	150 kg



## LUGGAGE TROLLEY

- Powder coated
- Loading base 360 x 480 mm
- Small loading base 415 x 175 mm
- Solid rubber castors 250 mm

PRODUCT	COLOUR	DIMENSIONS	BRAKES	CAPACITY
KM103	Yellow	780 x 555 x 1110	No	250 kg



## LUGGAGE TROLLEY

- Powder coated
- Loading base 360 x 480 mm
- Small loading base 415 x 175 mm
- Pneumatic wheels 260 x 85 mm

PRODUCT	COLOUR	DIMENSIONS	BRAKES	CAPACITY
KM104	Yellow	780 x 555 x 1110	No	250 kg

### FLAT FREE WHEELS

PRODUCT	COLOUR	DIMENSIONS	BRAKES	CAPACITY
KM104PF	Yellow	780 x 555 x 1110	No	250 kg



## LUGGAGE TROLLEY

- Powder coated
- Unique ergonomic handle that makes it easy to grip in different positions for best usage
- Loading base 360 x 480 mm
- Small loading base 415 x 175 mm
- Pneumatic wheels 260 x 85 mm

PRODUCT	COLOUR	DIMENSIONS	BRAKES	CAPACITY
KM104-H	Yellow	780 x 560 x 1320	No	250 kg

### FLAT FREE WHEELS

PRODUCT	COLOUR	DIMENSIONS	BRAKES	CAPACITY
KM104-HPFR	Yellow	780 x 560 x 1320	No	250 kg



## LUGGAGE TROLLEY

- Powder coated
- Unique ergonomic handle that makes it easy to grip in different positions for best usage
- Loading base 360 x 480 mm
- Small loading base 415 x 175 mm
- Flat free solid polyurethane foam wheels, 260 x 85 mm

PRODUCT	COLOUR	DIMENSIONS	BRAKES	CAPACITY
KM104-HPF	Yellow	780 x 560 x 1320	No	250 kg



## LUGGAGE TROLLEY

- Powder coated
- Unique ergonomic handle that makes it easy to grip in different positions for best usage
- Loading base 360 x 480 mm
- Small loading base 415 x 175 mm
- Flat free polyurethane foam castors with low profile, 260 x 85 mm

PRODUCT	COLOUR	DIMENSIONS	BRAKES	CAPACITY
KM104-HPL	Yellow	780 x 560 x 1320	No	250 kg



## LUGGAGE TROLLEY

Classic robust sack trolley with large 260mm puncture free wheels which makes it flexible in its use, foldable cargo foot for larger loads.

PRODUCT	COLOUR	DIMENSIONS	BRAKES	CAPACITY
KM104-PL	Yellow	800 x 560 x 1125	No	250 kg



## LUGGAGE TROLLEY

- Powder coated
- Loading base 415 x 175 mm
- Pneumatic wheels 260 x 85 mm

PRODUCT	COLOUR	DIMENSIONS	BRAKES	CAPACITY
KM105	Yellow	470 x 555 x 1110	No	250 kg

### FLAT FREE WHEELS

PRODUCT	COLOUR	DIMENSIONS	BRAKES	CAPACITY
KM105PF	Yellow	470 x 555 x 1110	No	250 kg



## LUGGAGE TROLLEY

- Powder coated
- Loading base 340 x 630 mm
- Small loading base 415 x 205 mm
- Pneumatic wheels 260 x 85 mm

PRODUCT	COLOUR	DIMENSIONS	BRAKES	CAPACITY
KM106	Yellow	920 x 480 x 1170	No	250 kg

### FLAT FREE WHEELS

PRODUCT	COLOUR	DIMENSIONS	BRAKES	CAPACITY
KM106PF	Yellow	920 x 480 x 1170	No	250 kg



## LUGGAGE TROLLEY

- Powder coated
- Loading base 350 x 500 mm
- Small loading base 425 x 150 mm
- Solid rubber wheels 160 x 30 mm

PRODUCT	COLOUR	DIMENSIONS	BRAKES	CAPACITY
KM107	Yellow	870 x 510 x 1225	No	200 kg



## LUGGAGE TROLLEY

- Powder coated
- Loading base 300 x 145 mm
- Small loading base 430 x 125 mm
- Pneumatic wheels 260 mm

PRODUCT	COLOUR	DIMENSIONS	BRAKES	CAPACITY
KM144900	Grey	600 x 600 x 1100	No	150 kg



## LUGGAGE TROLLEY

- Powder coated
- Loading base 500 x 350 mm
- Small loading base 385 x 120 mm
- Ergonomic
- Pneumatic wheels 260 x 85 mm

PRODUCT	COLOUR	DIMENSIONS	BRAKES	CAPACITY
KM145251	Yellow	810 x 500 x 1140	No	250 kg



## LUGGAGE TROLLEY

- Aluminium and plastic material
- Loading base 320 x 370 mm
- Adjustable handle
- Ergonomic
- Pneumatic wheels 260 x 85 mm

PRODUCT	COLOUR	DIMENSIONS	BRAKES	CAPACITY
KM145685	Grey	590 x 480 x 1175	No	250 kg





## CART

- In powder coated steel, with base of wood
- Inside dimensions 820 x 650 x 100 mm
- Height to platform 240 mm
- Puncture free castors 400 mm

PRODUCT	COLOUR	DIMENSIONS	BRAKES	CAPACITY
KM07300	Black	1600 x 910 x 900	No	150 kg



Small compact towing cart in plastic. Buy the bicycle coupling and you can tow it behind your bike. The ideal cart for transporting luggage.

## CART

PRODUCT	COLOUR	DIMENSIONS	BRAKES	CAPACITY
KM07330	Black	1550 x 680 x 540	No	95 kg

Accessories: KMC1, KMC2



Large cart in plastic including a robust cover to ensure that your luggage stays dry and protected from rain.

## CART

PRODUCT	COLOUR	DIMENSIONS	BRAKES	CAPACITY
KM07360	Grey	1750 x 850 x 650	No	217 kg

Accessories: KMC1, KMC2, KM07360SH



Stainless steel cart suitable for demanding environments

## CART

PRODUCT	COLOUR	DIMENSIONS	BRAKES	CAPACITY
KM07390	Stainless	1650 x 830 x 502	No	150 kg



PRODUCT	PROPERTIES
KM07360SH	Supportive wheels to KM07360
KMC1	Complete towing coupling for bicycle.
KMC2	Complete towing coupling for bicycles.



KMC1
KMC2
KM07360SH

- Powder coated
- Open position 800 mm
- Closed position 400 mm
- Pneumatic rubber castors 260 x 85 mm

PRODUCT	COLOUR	DIMENSIONS	BRAKES	CAPACITY
KMD1	Yellow	1300 x 840 x 1490	No	200 kg

TIRE HANDLING



- Powder coated
- 5 swivel castors, 50 mm

PRODUCT	COLOUR	DIMENSIONS	BRAKES	CAPACITY
KMD2	Black	650 x 650 x 130	No	120 kg

TIRE HANDLING



- Powder coated
- Height to first level 168 mm
- Height to second level 1010 mm
- Distance between levels 810 mm
- The levels are adjustable in three different positions: 288 mm, 328 mm, 368 mm
- 2 fixed- and 2 swivel castors 100 mm, blue elastic
- Total capacity 300 kg, 150 kg/level

PRODUCT	COLOUR	DIMENSIONS	BRAKES	CAPACITY
KMD3	Grey	2030 x 720 x 1620	No	300 kg
KMD3B	Grey	2030 x 720 x 1580	Yes	300 kg

TIRE HANDLING



## DRUM TRUCK

- Powder coated

PRODUCT	COLOUR	DIMENSIONS	BRAKES	CAPACITY
KM145740	Yellow	620 x 655 x 1580	No	200 kg



## DRUM TRUCK

- Powder coated
- With extension arms
- Nylon castors 100 mm

PRODUCT	COLOUR	DIMENSIONS	BRAKES	CAPACITY
KM145961	Yellow	1640 x 470 x 580	No	200 kg



## BOTTLE TRUCK

- Ergonomic bottle truck in electro galvanised steel
- Greatly reduces the effort required to change the gas bottles
- For cylinders diameter 235 mm/50 l-tube
- 2 pneumatic rubber wheels 260 x 85 mm

PRODUCT	COLOUR	DIMENSIONS	BRAKES	CAPACITY
KM07200	El.galv	600 x 600 x 1440	No	80 kg

### FLAT FREE WHEELS

PRODUCT	COLOUR	DIMENSIONS	BRAKES	CAPACITY
KM07200PF	El.galv	600 x 600 x 1440	No	80 kg



## BOTTLE TRUCK

- Powder coated
- Bottle truck for 1 flaska/tub
- Loading base 285 x 255 mm
- Solid rubber castors 250 x 60 mm

PRODUCT	COLOUR	DIMENSIONS	BRAKES	CAPACITY
KM145845	Yellow	530 x 1080 x 550	No	150 kg



## BOTTLE TRUCK

- Powder coated
- Bottle truck for 2 big tubes/bottles
- Loading base 565 x 280 mm
- Pneumatic wheels 400 x 100 mm

PRODUCT	COLOUR	DIMENSIONS	BRAKES	CAPACITY
KM145860	Yellow	750 x 1160 x 1170	No	250 kg

### FLAT FREE WHEELS

PRODUCT	COLOUR	DIMENSIONS	BRAKES	CAPACITY
KM145855	Yellow	750 x 1160 x 1170	No	250 kg



## CHAIR TRUCK

- Powder coated
- Adjustable height
- Solid rubber castors 200 x 50 mm

PRODUCT	COLOUR	DIMENSIONS	BRAKES	CAPACITY
KM145730	Yellow	440 x 380 x 1320	No	75 kg



## For long and heavy loads

Our robust material handling trucks are specially designed for transporting long and heavy loads, both indoors and out. The large wheels make these trucks easy to operate and remarkably stable – on uneven surfaces, too.

Pages 77–80



Your workmate

MATERIAL HANDLING TRUCKS, KM125-E

## MATERIAL HANDLING TRUCKS

- Max. length between axles: 2920 mm
- Adjustable lengths: 1420 mm, 2420 mm, 2920 mm
- Tow bar with eye bolt
- Comes with 4 separate corner posts
- Height to platform: 605 mm
- Distance between corner posts: 1160 mm
- Towbar length: 1210 mm
- Width: 1270 mm

PRODUCT	COLOUR	DIMENSIONS	BRAKES	CAPACITY
KM123-E	El.galv	3000 x 1270 x 600	No	2500 kg



## MATERIAL HANDLING TRUCKS

- Electro galvanised
- Distance between load carriers 520 mm
- Includes 1 pc handle
- 2 fixed och 4 swivel castors 200 mm

PRODUCT	COLOUR	DIMENSIONS	BRAKES	CAPACITY
KM124	El.galv	2800 x 608 x 700	No	800 kg



## MATERIAL HANDLING TRUCKS

- Max. length between axles: 4000 mm
- Adjustable lengths: 2500 mm, 3500 mm, 4000 mm
- Tow bar with eye bolt
- Comes with 4 separate corner posts
- Height to platform: 640 mm
- Distance between corner posts: 1160 mm
- Towbar length: 1210 mm
- Width: 1270 mm
- Wheels, diameter: 540 mm, Width: 160 mm

PRODUCT	COLOUR	DIMENSIONS	BRAKES	CAPACITY
KM125	Blue	4000 x 1270 x 640	No	3500 kg



## MATERIAL HANDLING TRUCKS

- Max. length between axles: 4000 mm
- Adjustable lengths: 2500 mm, 3500 mm, 4000 mm
- Tow bar with eye bolt
- Comes with 4 separate corner posts /1000 mm
- Height to platform: 640 mm
- Distance between corner posts: 1160 mm
- Towbar length: 1210 mm
- Width: 1270 mm
- Flat free wheels, diameter: 540 mm, Width: 160 mm

PRODUCT	COLOUR	DIMENSIONS	BRAKES	CAPACITY
KM125PF	Blue	4000 x 1270 x 640	No	3500 kg



## MATERIAL HANDLING TRUCKS

- Max. length between axles: 4000 mm
- Adjustable lengths: 2500 mm, 3500 mm, 4000 mm
- Tow bar with eye bolt
- Comes with 4 separate corner posts /1000 mm
- Height to platform: 640 mm
- Distance between corner posts: 1160 mm
- Towbar length: 1210 mm
- Width: 1270 mm
- Wheels, diameter: 540 mm, Width: 160 mm

PRODUCT	COLOUR	DIMENSIONS	BRAKES	CAPACITY
KM125-E	El.galv	4000 x 1270 x 640	No	3500 kg



## MATERIAL HANDLING TRUCKS

- Max. length between axles: 4000 mm
- Adjustable lengths: 2500 mm, 3500 mm, 4000 mm
- Tow bar with eye bolt
- Comes with 4 separate corner posts /1000 mm
- Height to platform: 640 mm
- Distance between corner posts: 1160 mm
- Towbar length: 1210 mm
- Width: 1270 mm
- Flat free wheels, diameter: 540 mm, Width: 160 mm

PRODUCT	COLOUR	DIMENSIONS	BRAKES	CAPACITY
KM125-EPF	El.galv	4000 x 1270 x 640	No	3500 kg



## MATERIAL HANDLING TRUCKS

- Max. length between axles: 6000 mm
- Adjustable lengths: 4500 mm, 5500 mm, 6000 mm
- Tow bar with eye bolt
- Comes with 4 separate corner posts
- Height to platform: 640 mm
- Distance between corner posts: 1160 mm
- Towbar length: 1210 mm
- Width: 1270 mm
- Wheels, diameter: 540 mm, Width: 160 mm

PRODUCT	COLOUR	DIMENSIONS	BRAKES	CAPACITY
KM126	Blue	6000 x 1270 x 640	No	3500 kg

### FLAT FREE WHEELS

PRODUCT	COLOUR	DIMENSIONS	BRAKES	CAPACITY
KM126PF	Blue	6000 x 1270 x 640	No	3500 kg



## MATERIAL HANDLING TRUCKS

- Powder coated
- Length 600mm. With handle 1600 mm
- Pneumatic castors, 260 mm

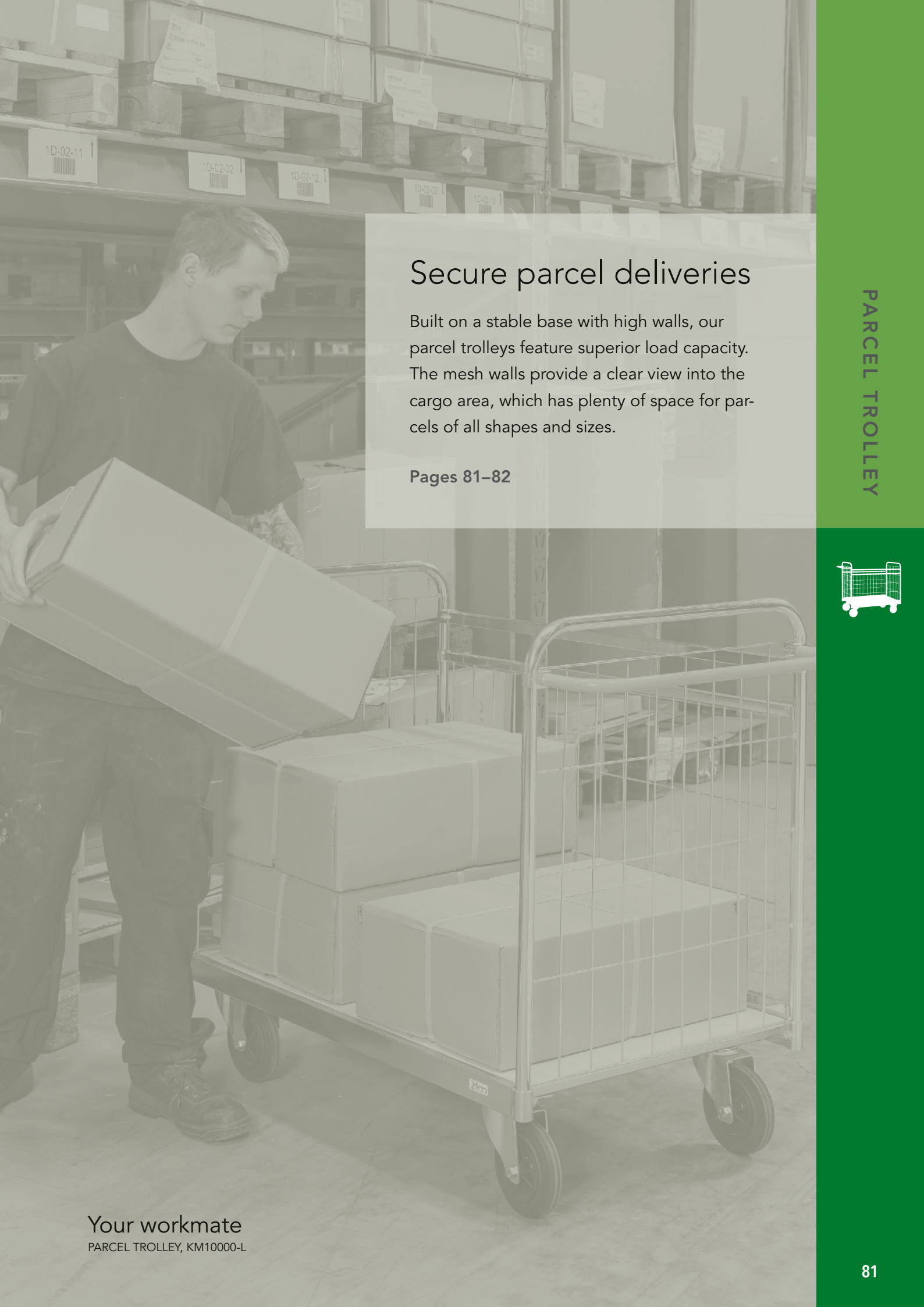
PRODUCT	COLOUR	DIMENSIONS	BRAKES	CAPACITY
KM215	Blue	1600 x 600 x 750	No	200 kg

### FLAT FREE WHEELS

PRODUCT	COLOUR	DIMENSIONS	BRAKES	CAPACITY
KM215PF	Blue	1600 x 600 x 750	No	200 kg







## Secure parcel deliveries

Built on a stable base with high walls, our parcel trolleys feature superior load capacity. The mesh walls provide a clear view into the cargo area, which has plenty of space for parcels of all shapes and sizes.

**Pages 81–82**





PARCEL TROLLEY

- Electro galvanised parcel trolley with white laminate bottom
- The side bars are easy to remove
- Adjustable handle in grey powder coating
- 2 fixed, 2 swivel castors solid rubber 160 mm
- Capacity: 300 kg


PRODUCT	COLOUR	DIMENSIONS	BRAKES	CAPACITY
KM10000-S	El.galv	1190 x 650 x 1025	No	300 kg
KM10000-SB	El.galv	1190 x 650 x 1025	Yes	300 kg
KM10000-M	El.galv	1390 x 650 x 1025	No	300 kg
KM10000-MB	El.galv	1390 x 650 x 1025	Yes	300 kg
KM10000-L	El.galv	1590 x 650 x 1025	No	300 kg
KM10000-LB	El.galv	1590 x 650 x 1025	Yes	300 kg



## Secure storage

Pallet frames and mesh baskets in electric galvanised and stackable formats, designed for EUR pallets.

Pages 83–86



Your workmate  
MESH BASKET, KM80085

## PALLET CONTAINER

- Electro galvanised
- 1 halfhang gate on the 1200 mm side
- To be mounted on EUR-pallets 1200 x 800 mm
- Inside dimensions 1160 x 760 mm

PRODUCT	COLOUR	DIMENSIONS	CAPACITY
KM901000	El.galv	1200 x 800 x 1000	-
KM901500	El.galv	1200 x 800 x 1500	-
KM901800	El.galv	1200 x 800 x 1800	-



## PALLET CONTAINER

- Electro galvanised
- 1 halfhang gate on the 800 mm side
- To be mounted on EUR-pallets 1200 x 800 mm
- Inside dimensions 1160 x 760 mm

PRODUCT	COLOUR	DIMENSIONS	CAPACITY
KM901800-K	El.galv	1200 x 800 x 1800	-



## PALLET FRAME

- Electro galvanised
- Net stich 65 x 120 mm
- To be mounted on EUR-pallets 1200 x 800 mm
- Can be stacked with a capacity of 800 kg

PRODUCT	COLOUR	DIMENSIONS	CAPACITY
KM080040	El.galv	1220 x 820 x 420	-



## PALLET FRAME

- Electro galvanised
- Net stich 65 x 120 mm
- To be mounted on EUR-pallets 1200 x 800 mm
- Can be stacked with a capacity of 800 kg

PRODUCT	COLOUR	DIMENSIONS	CAPACITY
KM080062	El.galv	1220 x 820 x 640	-
KM080085	El.galv	1220 x 820 x 870	-
KM080100	El.galv	1220 x 820 x 1020	-



## PALLET FRAME

- Electro galvanised
- Net stich 65 x 120 mm
- To be mounted on EUR-pallets 1200 x 800 mm
- Can be stacked with a capacity of 800 kg

PRODUCT	COLOUR	DIMENSIONS	CAPACITY
KM080062A1	El.galv	1220 x 820 x 640	-
KM080085A1	El.galv	1220 x 820 x 870	-



## MESH BASKET

- Electro galvanised
- 1 halfhang gate on the 860 mm side
- Net stich 50 x 100 mm
- Assembled without any tools

PRODUCT	COLOUR	DIMENSIONS	CAPACITY
KM0550085	El.galv	860 x 580 x 680	300 kg



## MESH BASKET

- Electro galvanised
- 1 halfhang gate on the 1200 mm side
- Net stich 65 x 120 mm
- Assembled without any tools

PRODUCT	COLOUR	DIMENSIONS	CAPACITY
KM079119	El.galv	1200 x 800 x 980	1000 kg



## MESH BASKET

- Electro galvanised
- 1 halfhang gate on the long side
- Net stich 65 x 120 mm
- Assembled without any tools

PRODUCT	COLOUR	DIMENSIONS	CAPACITY
KM09911911	El.galv	1200 x 1000 x 1180	1000 kg



## ACCESSORIES PALLET FRAME

PRODUCT	PROPERTIES	DIMENSIONS
KM080040L	Lid to pallet frame	1120 x 715





## Complete control of the pallet

Low and tall trucks, designed to match pallets of all sizes. Here you will find everything you need to transport pallets in a secure, flexible manner.

Pages 87–92



## PALLET TRUCK, HALF

- Powder coated and fully welded
- Suited to half pallet 800 x 600 mm
- 2 fixed and 2 swivel castors of solid rubber 200 x 50 mm
- Capacity: 800 kg

PRODUCT	COLOUR	DIMENSIONS	BRAKES	CAPACITY
KM217-BH	Blue	800 x 600 x 270	No	800 kg
KM217-BHB	Blue	800 x 600 x 270	Yes	800 kg
KM217-H	Red	800 x 600 x 270	No	800 kg
KM217-HB	Red	800 x 600 x 270	Yes	800 kg

Accessories: KM08500, KM217-HD



## PALLET TROLLEY LOW

- Aluzink steel sheet
- Suited to EUR pallet 1200 x 800 mm
- 4 swivel castors, 2 with brakes 125 mm
- Capacity: 150 kg

PRODUCT	COLOUR	DIMENSIONS	BRAKES	CAPACITY
KM217F	Grey	1220 x 820 x 185	Yes	150 kg



## PALLET TROLLEY

- Powder coated and fully welded
- Suited to EUR pallet 1200 x 800 mm
- 2 fixed and 2 swivel castors of solid rubber 200 x 50 mm
- Capacity: 800 kg
- The KM222 serie have adjustable height, 655-830 mm

PRODUCT	COLOUR	DIMENSIONS	BRAKES	CAPACITY
KM217	Red	1200 x 800 x 305	No	800 kg
KM217-B	Blue	1200 x 800 x 305	No	800 kg
KM217B	Red	1200 x 800 x 305	Yes	800 kg
KM217-BB	Blue	1200 x 800 x 305	Yes	800 kg

Accessories: KM08500, KM217-D





## PALLET TROLLEY 1200X100

- Powder coated and fully welded
- Suited to pallet 1200 x 1000 mm
- 2 fixed and 2 swivel castors of solid rubber 200 x 50 mm
- Capacity: 800 kg
- The KM222 serie have adjustable height, 655-830 mm

PRODUCT	COLOUR	DIMENSIONS	BRAKES	CAPACITY
KM217-FIN-B	Blue	1200 x 1000 x 305	No	800 kg
KM217-FIN-BB	Blue	1200 x 1000 x 305	Yes	800 kg
KM217-FIN-R	Red	1200 x 1000 x 305	No	800 kg
KM217-FIN-RB	Red	1200 x 1000 x 305	Yes	800 kg

Accessories: KM08500, KM217-D



## PALLET TROLLEY WITH PALLET HOLDER

- Electro galvanised and all welded with pallet holder
- Suited to EUR pallet 1200 x 800 mm
- Height to platform 305 mm
- 2 fixed and 2 swivel castors of solid rubber 200 x 50 mm
- Capacity: 800 kg

PRODUCT	COLOUR	DIMENSIONS	BRAKES	CAPACITY
KM217-EP	El.galv	1246 x 846 x 355	No	800 kg
KM217-EPB	El.galv	1246 x 846 x 355	Yes	800 kg

Accessories: KM217-D



## PALLET TROLLEY, HALF

- Powder coated and fully welded
- Suited to EUR pallet 800 x 600 mm
- 2 fixed and 2 swivel castors of solid rubber 200 x 50 mm
- Capacity: 800 kg

PRODUCT	COLOUR	DIMENSIONS	BRAKES	CAPACITY
KM221-BH	Blue	800 x 600 x 650	No	800 kg
KM221-BHB	Blue	800 x 600 x 650	Yes	800 kg
KM221-H	Red	800 x 600 x 650	No	800 kg
KM221-HB	Red	800 x 600 x 650	Yes	800 kg

Accessories: KM08500, KM217-HD



## PALLET TROLLEY

- Powder coated and fully welded
- Suited to EUR pallet 1200 x 800 mm
- 2 fixed and 2 swivel castors of solid rubber 200 x 50 mm
- Capacity: 800 kg
- The KM222 serie have adjustable height, 655-830 mm

PRODUCT	COLOUR	DIMENSIONS	BRAKES	CAPACITY
KM221	Red	1200 x 800 x 650	No	800 kg
KM221-B	Blue	1200 x 800 x 650	No	800 kg
KM221-BB	Blue	1200 x 800 x 650	Yes	800 kg
KM221B	Red	1200 x 800 x 650	Yes	800 kg

Accessories: KM08500, KM217-D



## PALLET TROLLEY 1200X100

- Powder coated and fully welded
- Suited to pallet 1200 x 1000 mm
- 2 fixed and 2 swivel castors of solid rubber 200 x 50 mm
- Capacity: 800 kg
- The KM222 serie have adjustable height, 655-830 mm

PRODUCT	COLOUR	DIMENSIONS	BRAKES	CAPACITY
KM221-FIN-B	Blue	1200 x 1000 x 650	No	800 kg
KM221-FIN-BB	Blue	1200 x 1000 x 650	Yes	800 kg
KM221-FIN-R	Red	1200 x 1000 x 650	No	800 kg
KM221-FIN-RB	Red	1200 x 1000 x 650	Yes	800 kg

Accessories: KM08500, KM217-D



## PALLET TROLLEY WITH PALLET HOLDER

- Electro galvanised and all welded with pallet holder
- Suited to EUR pallet 1200 x 800 mm
- Height to platform 650 mm
- 2 fixed and 2 swivel castors of solid rubber 200 x 50 mm
- Capacity: 800 kg

PRODUCT	COLOUR	DIMENSIONS	BRAKES	CAPACITY
KM221-EP	El.galv	1246 x 846 x 700	No	800 kg
KM221-EPB	El.galv	1246 x 846 x 700	Yes	800 kg

Accessories: KM217-D



## PALLET TROLLEY

- Powder coated and fully welded
- Suited to EUR pallet 1200 x 800 mm
- 2 fixed and 2 swivel castors of solid rubber 200 x 50 mm
- Capacity: 800 kg
- The KM222 serie have adjustable height, 655-830 mm

PRODUCT	COLOUR	DIMENSIONS	BRAKES	CAPACITY
KM222	Red	1200 x 800 x 655	No	800 kg
KM222-B	Blue	1200 x 800 x 655	No	800 kg
KM222-BB	Blue	1200 x 800 x 655	Yes	800 kg
KM222B	Red	1200 x 800 x 655	Yes	800 kg

Accessories: KM08500, KM217-D



## PALLET TROLLEY 1200X100

- Powder coated and fully welded
- Suited to pallet 1200 x 1000 mm
- 2 fixed and 2 swivel castors of solid rubber 200 x 50 mm
- Capacity: 800 kg
- The KM222 serie have adjustable height, 655-830 mm

PRODUCT	COLOUR	DIMENSIONS	BRAKES	CAPACITY
KM222-FIN-B	Blue	1200 x 1000 x 655	No	800 kg
KM222-FIN-BB	Blue	1200 x 1000 x 655	Yes	800 kg
KM222-FIN-R	Red	1200 x 1000 x 655	No	800 kg
KM222-FIN-RB	Red	1200 x 1000 x 655	Yes	800 kg

Accessories: KM08500, KM217-D



## PALLET TROLLEY WITH PALLET HOLDER

- Electro galvanised and all welded with pallet holder
- Suited to EUR pallet 1200 x 800 mm
- Height to platform 655-835 mm, adjustable
- 2 fixed and 2 swivel castors of solid rubber 200 x 50 mm
- Capacity: 800 kg

PRODUCT	COLOUR	DIMENSIONS	BRAKES	CAPACITY
KM222-EP	El.galv	1246 x 846 x 705	No	800 kg
KM222-EPB	El.galv	1246 x 846 x 705	Yes	800 kg

Accessories: KM217-D



- Intended for simple transportation of picking pallets in and out of the bottom row in pallets store
- 5 fixed nylon castors, 80 mm
- Capacity 1000 kg

PALLET TROLLEY LOW

PRODUCT	COLOUR	DIMENSIONS	BRAKES	CAPACITY
KM223	Blue	1200 x 870 x 150	No	1000 kg



- Powder coated and posts of electro glavanised steel
- Fully welded
- Maximum pallet frames, 36 pcs
- The fixed castors shall be mounted on the long side for easy movement
- Length of the posts 900 mm
- 2 fixed, 2 swivel castors solid rubber 200 x 50 mm
- Capacity: 300 kg

PALLET FRAME TROLLEY

PRODUCT	COLOUR	DIMENSIONS	BRAKES	CAPACITY
KM224	Red	800 x 600 x 1215	No	300 kg
KM224B	Red	800 x 600 x 1215	Yes	300 kg




Accessories: KM08500



- Aluzink 2 mm sheet steel
- Designed to suit EUR pallet
- Easy-to-use carrying handle
- Ground clearance 40 mm
- 100 mm heavy load castors
- Max. load on pallet 2000 kg

PALLET ROLLER

PRODUCT	COLOUR	DIMENSIONS	BRAKES	CAPACITY
KM250	El.galv	575 x 160 x 150	No	2000 kg



ACCESSORIES  
PALLET TROLLEY

PRODUCT	PROPERTIES
KM08500	Pallet holders for KM221/222
KM217-D	Handle to pallet trolleys; KM217, KM221
KM217-HD	Handle to pallet trolleys; KM217



KM08500



## Stable and manoeuvrable

Platform trolleys are the perfect workmate for heavy, demanding jobs. The solid design and robust castors make these trolleys particularly stable and hard-wearing. Choose from a variety of sizes, surface finishes and accessories to match the trolley to your specific working environment.

**Pages 93–115**

# WORKING PLATFORM

Movable footstool on wheels that will spring down when loaded and give you a safe and stable platform to stand on. Easy to move, as it is on wheels. Ideal when you need to reach something on a high shelf. Height: Min. 100 mm. Max. 180 mm

PRODUCT	COLOUR	DIMENSIONS	BRAKES	CAPACITY
KM1688-E	Grey	600 x 351 x 180	No	150 kg



# PLATFORM TROLLEY

- Electro galvanised with laminate shelf 800 x 500 mm
- Height to platform 180 mm
- 2 fixed and 2 swivel castors 125 mm

PRODUCT	COLOUR	DIMENSIONS	BRAKES	CAPACITY
KM191	El.galv	990 x 545 x 990	No	250 kg



# PLATFORM TROLLEY

- Electro galvanised
- Height to platform 150 mm
- Platform 800 x 510 mm
- 2 fixed and 2 swivel castors 100 mm

PRODUCT	COLOUR	DIMENSIONS	BRAKES	CAPACITY
KM192	El.galv	805 x 510 x 925	No	300 kg



- Electro galvanised with laminate shelves
- Height to platform 300 mm
- Distance between shelves 520 mm
- Tubes 30 mm steel pipe
- 2 fixed 2 swivel castors solid rubber 200 x 50 mm

PRODUCT	COLOUR	DIMENSIONS	BRAKES	CAPACITY
KM137-1	El.galv	1035 x 600 x 920	No	800 kg
KM137-1B	El.galv	1035 x 600 x 920	Yes	800 kg
KM137-2	El.galv	1135 x 700 x 920	No	800 kg
KM137-2B	El.galv	1135 x 700 x 920	Yes	800 kg
KM137-3	El.galv	1335 x 800 x 920	No	800 kg
KM137-3B	El.galv	1335 x 800 x 920	Yes	800 kg

Accessories: KM5000, KM5000-2, KM5000-4, KM6000, KM6000-2, KM6000-4, KM141, KM141-4, KM144, KM144-2, KM144-4, KM145-L



SHELF TROLLEY SERIE 100

- Electro galvanised with laminate shelves
- Distance from base to first rail 285 mm
- 180 mm between rails
- Comes with 3 shelves, can be positioned at 7 different heights
- Fixed handle at 1000 mm height
- Handles 30 mm steel pipe
- Max load/shelf, 100 kg
- 2 fixed 2 swivel castors solid rubber 200 x 50 mm

PRODUCT	COLOUR	DIMENSIONS	BRAKES	CAPACITY
KM138-2	El.galv	1000 x 700 x 1900	No	800 kg
KM138-2B	El.galv	1000 x 700 x 1900	Yes	800 kg
KM138-3	El.galv	1200 x 800 x 1900	No	800 kg
KM138-3B	El.galv	1200 x 800 x 1900	Yes	800 kg

Accessories: KM144, KM144-2, KM144-4, KM5000, KM5000-2, KM5000-4, KM6000, KM6000-2, KM6000-4, KM141, KM141-4



SHELF TROLLEY SERIE 100

- Electro galvanised with laminate shelves
- Distance from base to first rail 270 mm
- 360 mm between rails
- Comes with 2 shelves, can be positioned at 7 different heights
- Fixed handle at 1000 mm height
- Handles 30 mm steel pipe
- Max load/shelf, 100 kg
- 2 fixed 2 swivel castors solid rubber 200 x 50 mm

PRODUCT	COLOUR	DIMENSIONS	BRAKES	CAPACITY
KM140-2	El.galv	1000 x 700 x 1900	No	800 kg
KM140-2B	El.galv	1000 x 700 x 1900	Yes	800 kg
KM140-3	El.galv	1200 x 800 x 1900	No	800 kg
KM140-3B	El.galv	1200 x 800 x 1900	Yes	800 kg

Accessories: KM144, KM144-2, KM144-4, KM5000, KM5000-2, KM5000-4, KM6000, KM6000-2, KM6000-4, KM141, KM141-4



## PLATFORM TRUCK SERIE 100

- Electro galvanised with laminate shelf
- Height to platform 300 mm
- End panel in laminate, height 400 mm
- Handles 30 mm steel pipe
- 2 fixed 2 swivel castors solid rubber 200 x 50 mm

PRODUCT	COLOUR	DIMENSIONS	BRAKES	CAPACITY
KM132-1	El.galv	900 x 600 x 960	No	800 kg
KM132-1B	El.galv	900 x 600 x 960	Yes	800 kg
KM132-2	El.galv	1000 x 700 x 960	No	800 kg
KM132-2B	El.galv	1000 x 700 x 960	Yes	800 kg
KM132-3	El.galv	1200 x 800 x 960	No	800 kg
KM132-3B	El.galv	1200 x 800 x 960	Yes	800 kg

Accessories: KM144, KM144-4, KM5000, KM5000-2, KM5000-4, KM6000, KM6000-2, KM6000-4, KM141, KM141-4, KM144-2, KM145-L



## PLATFORM TRUCK SERIE 100

- Electro galvanised with laminate shelf
- Height to platform 300 mm
- End panel in laminate, height 400 mm
- Handles 30 mm steel pipe
- 2 fixed 2 swivel castors solid rubber 200 x 50 mm

PRODUCT	COLOUR	DIMENSIONS	BRAKES	CAPACITY
KM133-1	El.galv	900 x 600 x 960	No	800 kg
KM133-1B	El.galv	900 x 600 x 960	Yes	800 kg
KM133-2	El.galv	1000 x 700 x 960	No	800 kg
KM133-2B	El.galv	1000 x 700 x 960	Yes	800 kg
KM133-3	El.galv	1200 x 800 x 960	No	800 kg
KM133-3B	El.galv	1200 x 800 x 960	Yes	800 kg

Accessories: KM144, KM144-4, KM5000, KM5000-2, KM5000-4, KM6000, KM6000-2, KM6000-4, KM141, KM141-4, KM144-2, KM145-L



## BOX TRUCK SERIE 100

- Electro galvanised with laminate shelf
- Height to platform 300 mm
- End panels in laminate, height 400 mm
- Handles 30 mm steel pipe
- 2 fixed 2 swivel castors solid rubber 200 x 50 mm

PRODUCT	COLOUR	DIMENSIONS	BRAKES	CAPACITY
KM135-1	El.galv	900 x 600 x 960	No	800 kg
KM135-1B	El.galv	900 x 600 x 960	Yes	800 kg
KM135-2	El.galv	1000 x 700 x 960	No	800 kg
KM135-2B	El.galv	1000 x 700 x 960	Yes	800 kg
KM135-3	El.galv	1200 x 800 x 960	No	800 kg
KM135-3B	El.galv	1200 x 800 x 960	Yes	800 kg

Accessories: KM144, KM144-2, KM144-4, KM5000, KM5000-2, KM5000-4, KM6000, KM6000-2, KM6000-4, KM141, KM141-4, KM145-L





## PLATFORM TRUCK SERIE 100

- Electro galvanised with laminate shelf
- Height to platform 300 mm
- 2 fixed 2 swivel castors solid rubber 200 x 50 mm

PRODUCT	COLOUR	DIMENSIONS	BRAKES	CAPACITY
KM130-1	El.galv	900 x 600 x 300	No	800 kg
KM130-1B	El.galv	900 x 600 x 300	Yes	800 kg
KM130-2	El.galv	1000 x 700 x 300	No	800 kg
KM130-2B	El.galv	1000 x 700 x 300	Yes	800 kg
KM130-3	El.galv	1200 x 800 x 300	No	800 kg
KM130-3B	El.galv	1200 x 800 x 300	Yes	800 kg

Accessories: KM139-11, KM139-22, KM139-33, KM144, KM144-2, KM144-4, KM5000, KM5000-2, KM5000-4, KM6000, KM6000-2, KM6000-4, KM141, KM141-4



## BOARD TRUCK SERIE 100

- Electro galvanised with laminate shelf
- Height to platform 300 mm
- Incl. 2 loadbars: 30 mm steel pipe
- 2 fixed 2 swivel castors solid rubber 200 x 50 mm

PRODUCT	COLOUR	DIMENSIONS	BRAKES	CAPACITY
KM139-1	El.galv	900 x 600 x 930	No	800 kg
KM139-1B	El.galv	900 x 600 x 930	Yes	800 kg
KM139-2	El.galv	1000 x 700 x 930	No	800 kg
KM139-2B	El.galv	1000 x 700 x 930	Yes	800 kg
KM139-3	El.galv	1200 x 800 x 930	No	800 kg
KM139-3B	El.galv	1200 x 800 x 930	Yes	800 kg

Accessories: KM144, KM144-2, KM144-4, KM5000, KM5000-2, KM5000-4, KM6000, KM6000-2, KM6000-4, KM141, KM141-4, KM139-11, KM139-22, KM139-33



## ACCESSORIES SERIE 100

PRODUCT	PROPERTIES	DIMENSIONS
KM139-11	Extra bracket to your platform trolley.	870 x 30 x 710
KM139-22	Extra bracket to your platform trolley.	970 x 30 x 710
KM139-33	Extra bracket to your platform trolley.	1170 x 30 x 710



## PLATFORM TROLLEY SERIE 144

- Powder coated with laminated top shelf
- Height to platform 280 mm
- Handles 25 mm steel pipe
- 2 fixed, 2 swivel solid rubber castors 200 x 50 mm

PRODUCT	COLOUR	DIMENSIONS	BRAKES	CAPACITY
KM144400	Yellow	836 x 500 x 1020	No	400 kg
KM144400B	Yellow	836 x 500 x 1020	Yes	400 kg

Accessories: KM614473, KM640103, KM145-L



## PLATFORM TROLLEY SERIE 144

- Powder coated with laminated top shelf
- Height to platform 365 mm
- Handles 25 mm steel pipe
- 2 fixed, 2 swivel pneumatic wheels 260 mm

PRODUCT	COLOUR	DIMENSIONS	BRAKES	CAPACITY
KM144450	Yellow	836 x 500 x 1090	No	400 kg

Accessories: KM614473, KM640103, KM145-L



## PLATFORM TROLLEY SERIE 144

- Powder coated with laminated top shelf
- Height to platform 280 mm
- Handles 25 mm steel pipe
- 2 fixed, 2 swivel solid rubber castors 200 x 50 mm

PRODUCT	COLOUR	DIMENSIONS	BRAKES	CAPACITY
KM144500	Yellow	1086 x 600 x 1020	No	400 kg
KM144500B	Yellow	1086 x 600 x 1020	Yes	400 kg

Accessories: KM614474, KM640104, KM145-L





- Powder coated with laminated top shelf
- Height to platform 365 mm
- Handles 25 mm steel pipe
- 2 fixed, 2 swivel pneumatic wheels 260 mm

PLATFORM TROLLEY SERIE 144



PRODUCT	COLOUR	DIMENSIONS	BRAKES	CAPACITY
KM144550	Yellow	1086 x 600 x 1090	No	400 kg

Accessories: KM614474, KM640104, KM145-L



- Powder coated with laminated top shelf
- Height to platform 280 mm
- Handles 25 mm steel pipe
- 2 fixed, 2 swivel solid rubber castors 200 x 50 mm

PLATFORM TROLLEY SERIE 144



PRODUCT	COLOUR	DIMENSIONS	BRAKES	CAPACITY
KM144600	Yellow	1336 x 650 x 1020	No	400 kg
KM144600B	Yellow	1336 x 650 x 1020	Yes	400 kg

Accessories: KM614475, KM640105, KM145-L



- Powder coated with laminated top shelf
- Height to platform 365 mm
- Handles 25 mm steel pipe
- 2 fixed, 2 swivel pneumatic wheels 260 mm

PLATFORM TROLLEY SERIE 144



PRODUCT	COLOUR	DIMENSIONS	BRAKES	CAPACITY
KM144650	Yellow	1336 x 650 x 1090	No	400 kg

Accessories: KM614475, KM640105, KM145-L



ACCESSORIES SERIE 144

PRODUCT	PROPERTIES	DIMENSIONS
KM614473	Accessory: Shelf	770 x 460 x 20
KM614474	Accessory: Shelf	1016 x 560 x 20
KM614475	Accessory: Shelf	1270 x 610 x 20
KM640103	Bracket KM144400	25 x 520 x 780
KM640104	Bracket KM144500	25 x 615 x 780
KM640105	Bracket KM144600	25 x 665 x 780
KM145-L	Writing tablet in aluzink steel sheet. Fits all trolleys, size A4, clamp included.	



## PLATFORM TRUCK SERIE 200

- Powder coated with laminate shelf
- Height to platform 260 mm
- Mesh side - height 520 mm
- Handles 25 mm steel pipe
- 2 fixed 2 swivel castors solid rubber 200 x 50 mm

PRODUCT	COLOUR	DIMENSIONS	BRAKES	CAPACITY
KM232-2	Blue	1083 x 700 x 1020	No	500 kg
KM232-2B	Blue	1083 x 700 x 1020	Yes	500 kg
KM232-3	Blue	1283 x 800 x 1020	No	500 kg
KM232-3B	Blue	1283 x 800 x 1020	Yes	500 kg

Accessories: KM07100, KM07110, KM144, KM144-2, KM144-4, KM5000, KM5000-2, KM5000-4, KM6000, KM6000-2, KM6000-4, KM141, KM141-4, KM145-L



## PLATFORM TRUCK SERIE 200

- Powder coated with laminate shelf
- Height to platform 260 mm
- Mesh side - height 520 mm
- Handles 25 mm steel pipe
- 2 fixed 2 swivel castors solid rubber 200 x 50 mm

PRODUCT	COLOUR	DIMENSIONS	BRAKES	CAPACITY
KM233-2	Blue	1166 x 700 x 1020	No	500 kg
KM233-2B	Blue	1166 x 700 x 1020	Yes	500 kg
KM233-3	Blue	1366 x 800 x 1020	No	500 kg
KM233-3B	Blue	1366 x 800 x 1020	Yes	500 kg

Accessories: KM07100, KM07110, KM144, KM144-2, KM144-4, KM5000, KM5000-2, KM5000-4, KM6000, KM6000-2, KM6000-4, KM141, KM141-4, KM145-L



## PLATFORM TRUCK SERIE 200

- Powder coated with laminate shelf
- Height to platform 260 mm
- Mesh side - height 520 mm
- Handles 25 mm steel pipe
- 2 fixed 2 swivel castors solid rubber 200 x 50 mm

PRODUCT	COLOUR	DIMENSIONS	BRAKES	CAPACITY
KM234-2	Blue	1166 x 700 x 1020	No	500 kg
KM234-2B	Blue	1166 x 700 x 1020	Yes	500 kg
KM234-3	Blue	1366 x 800 x 1020	No	500 kg
KM234-3B	Blue	1366 x 800 x 1020	Yes	500 kg

Accessories: KM07100, KM07110, KM144, KM144-2, KM144-4, KM5000, KM5000-2, KM5000-4, KM6000, KM6000-2, KM6000-4, KM141, KM141-4, KM145-L



- Powder coated with laminate shelf
- Height to platform 260 mm
- Mesh side - height 520 mm
- Handles 25 mm steel pipe
- 2 fixed 2 swivel castors solid rubber 200 x 50 mm

PRODUCT	COLOUR	DIMENSIONS	BRAKES	CAPACITY
KM236-2	Blue	1000 x 700 x 900	No	500 kg
KM236-2B	Blue	1000 x 700 x 900	Yes	500 kg
KM236-3	Blue	1200 x 800 x 900	No	500 kg
KM236-3B	Blue	1200 x 800 x 900	Yes	500 kg

Accessories: KM07100, KM07110, KM144, KM144-2, KM144-4, KM5000, KM5000-2, KM5000-4, KM6000, KM6000-2, KM6000-4, KM141, KM141-4, KM145-L



BOX TRUCK SERIE 200

- Powder coated with laminate shelf
- Height to platform 260 mm
- Mesh side - height 520 mm
- Handles 25 mm steel pipe
- 2 fixed 2 swivel castors solid rubber 200 x 50 mm

PRODUCT	COLOUR	DIMENSIONS	BRAKES	CAPACITY
KM235-2	Blue	1166 x 700 x 1020	No	500 kg
KM235-2B	Blue	1166 x 700 x 1020	Yes	500 kg
KM235-3	Blue	1366 x 800 x 1020	No	500 kg
KM235-3B	Blue	1366 x 800 x 1020	Yes	500 kg

Accessories: KM07100, KM07110, KM144, KM144-2, KM144-4, KM5000, KM5000-2, KM5000-4, KM6000, KM6000-2, KM6000-4, KM141, KM141-4, KM145-L



TABLE TROLLEY SERIE 300

- Powder coated with laminate shelves
- Distance between shelves 580 mm
- Tubes 25 mm steel pipe
- 2 fixed 2 swivel castors solid rubber 200 x 50 mm

PRODUCT	COLOUR	DIMENSIONS	BRAKES	CAPACITY
KM337-1	Blue	1100 x 700 x 870	No	500 kg
KM337-2	Blue	1100 x 700 x 870	No	500 kg
KM337-2B	Blue	1100 x 700 x 870	Yes	500 kg
KM337-3	Blue	1300 x 800 x 870	No	500 kg
KM337-3B	Blue	1300 x 800 x 870	Yes	500 kg

Accessories: KM144, KM144-2, KM144-4, KM5000, KM5000-2, KM5000-4, KM6000, KM6000-2, KM6000-4, KM141, KM141-4, KM145-L



## TABLE TROLLEY SERIE 300

- Powder coated with laminate shelves
- Distance between shelves 630 mm
- 2 fixed 2 swivel castors solid rubber 200 x 50 mm

PRODUCT	COLOUR	DIMENSIONS	BRAKES	CAPACITY
KM337-EK	Blue	1200 x 680 x 934	Yes	500 kg

Accessories: KM144, KM144-2, KM144-4, KM5000, KM5000-2, KM5000-4, KM6000, KM6000-2, KM6000-4, KM141, KM141-4, KM145-L



## TABLE TROLLEY SERIE 300

- Powder coated with laminate shelves
- Distance between shelves 630 mm
- 2 fixed, 2 swivel elastic castors, 200 mm

PRODUCT	COLOUR	DIMENSIONS	BRAKES	CAPACITY
KM337-ERGO	Blue	1200 x 680 x 934	Yes	1200 kg

Accessories: KM144, KM144-2, KM144-4, KM5000, KM5000-2, KM5000-4, KM6000, KM6000-2, KM6000-4, KM141, KM141-4, KM145-L



## SHELF TROLLEY SERIE 300

- Powder coated with laminate shelves
- Comes with 4 shelves
- Fixed handle at height of 1040 mm
- Distance from bottom to first rail 300 mm
- 300 mm between rails
- 2 fixed 2 swivel castors solid rubber 200 x 50 mm
- Capacity: 100 kg/shelf

PRODUCT	COLOUR	DIMENSIONS	BRAKES	CAPACITY
KM338-2	MDF, brown	1000 x 700 x 1800	No	500 kg
KM338-2B	MDF, brown	1000 x 700 x 1800	Yes	500 kg
KM338-3	MDF, brown	1200 x 800 x 1800	No	500 kg
KM338-3B	MDF, brown	1200 x 800 x 1800	Yes	500 kg

Accessories: KM141, KM141-4, KM144, KM144-2, KM144-4, KM5000, KM5000-2, KM5000-4, KM6000, KM6000-2, KM6000-4



## PLATFORM TRUCK SERIE 300

- Powder coated with laminate shelf
- Height to platform 260 mm
- End panel in laminate, height 400 mm
- Handles 25 mm steel pipe
- 2 fixed 2 swivel castors solid rubber 200 x 50 mm

PRODUCT	COLOUR	DIMENSIONS	BRAKES	CAPACITY
KM332-2	Blue	1000 x 700 x 900	No	500 kg
KM332-2B	Blue	1000 x 700 x 900	Yes	500 kg
KM332-3	Blue	1200 x 800 x 900	No	500 kg
KM332-3B	Blue	1200 x 800 x 900	Yes	500 kg

! Accessories: KM141, KM141-4, KM144, KM144-2, KM144-4, KM145-L, KM5000, KM5000-2, KM5000-4, KM6000, KM6000-2, KM6000-4, KM07100, KM07110



## PLATFORM TRUCK SERIE 300

- Powder coated with laminate shelf
- Height to platform 260 mm
- End panel in laminate, height 400 mm
- Handles 25 mm steel pipe
- 2 fixed 2 swivel castors solid rubber 200 x 50 mm

PRODUCT	COLOUR	DIMENSIONS	BRAKES	CAPACITY
KM333-2	Blue	1000 x 700 x 900	No	500 kg
KM333-2B	Blue	1000 x 700 x 900	Yes	500 kg
KM333-3	Blue	1200 x 800 x 900	No	500 kg
KM333-3B	Blue	1200 x 800 x 900	Yes	500 kg

! Accessories: KM141, KM141-4, KM144, KM144-2, KM144-4, KM145-L, KM5000, KM5000-2, KM5000-4, KM6000, KM6000-2, KM6000-4, KM07100, KM07110



## PLATFORM TRUCK SERIE 300

- Powder coated with laminate shelf
- Height to platform 260 mm
- End panel in laminate, height 400 mm
- Handles 25 mm steel pipe
- 2 fixed 2 swivel castors solid rubber 200 x 50 mm

PRODUCT	COLOUR	DIMENSIONS	BRAKES	CAPACITY
KM336-2	Blue	1000 x 700 x 900	No	500 kg
KM336-2B	Blue	1000 x 700 x 900	Yes	500 kg
KM336-3	Blue	1200 x 800 x 900	No	500 kg
KM336-3B	Blue	1200 x 800 x 900	Yes	500 kg

Accessories: KM141, KM141-4, KM144, KM144-2, KM144-4, KM145-L, KM5000, KM5000-2, KM5000-4, KM6000, KM6000-2, KM6000-4



- Powder coated with laminate shelf
- Height to platform 260 mm
- End panels in laminate, height 200 mm
- Handles 25 mm steel pipe
- 2 fixed 2 swivel castors solid rubber 200 x 50 mm

BOX TRUCK SERIE 300

PRODUCT	COLOUR	DIMENSIONS	BRAKES	CAPACITY
KM335-2L	Blue	1000 x 700 x 900	No	500 kg
KM335-2LB	Blue	1000 x 700 x 900	Yes	500 kg
KM335-3L	Blue	1200 x 800 x 900	No	500 kg
KM335-3LB	Blue	1200 x 800 x 900	Yes	500 kg

① Accessories: KM141, KM141-4, KM144, KM144-2, KM144-4, KM145-L, KM5000, KM5000-2, KM5000-4, KM6000, KM6000-2, KM6000-4, KM07100, KM07110



- Powder coated with laminate shelf
- Height to platform 260 mm
- End panels in laminate, height 400 mm
- Handles 25 mm steel pipe
- 2 fixed 2 swivel castors solid rubber 200 x 50 mm

BOX TRUCK SERIE 300

PRODUCT	COLOUR	DIMENSIONS	BRAKES	CAPACITY
KM335-2H	Blue	1000 x 700 x 900	No	500 kg
KM335-2HB	Blue	1000 x 700 x 900	Yes	500 kg
KM335-3H	Blue	1200 x 800 x 900	No	500 kg
KM335-3HB	Blue	1200 x 800 x 900	Yes	500 kg

① Accessories: KM141, KM141-4, KM144, KM144-2, KM144-4, KM145-L, KM5000, KM5000-2, KM5000-4, KM6000, KM6000-2, KM6000-4, KM07100, KM07110



- Powder coated
- Height to platform 260 mm
- 2 fixed 2 swivel castors solid rubber 200 x 50 mm

PLATFORM TROLLEY SERIE 300

PRODUCT	COLOUR	DIMENSIONS	BRAKES	CAPACITY
KM330-2	Blue	1000 x 700 x 260	No	500 kg
KM330-2B	Blue	1000 x 700 x 260	Yes	500 kg
KM330-3	Blue	1200 x 800 x 260	No	500 kg
KM330-3B	Blue	1200 x 800 x 260	Yes	500 kg

Accessories: KM144, KM144-2, KM144-4, KM5000, KM5000-2, KM5000-4, KM6000, KM6000-2, KM6000-4, KM141, KM141-4



- Powder coated with laminate shelf
- Height to platform 260 mm
- Handles 25 mm steel pipe
- 2 fixed 2 swivel castors solid rubber 200 x 50 mm

PLATFORM TROLLEY SERIE 300

PRODUCT	COLOUR	DIMENSIONS	BRAKES	CAPACITY
KM331-2	Blue	1000 x 700 x 900	No	500 kg
KM331-2B	Blue	1000 x 700 x 900	Yes	500 kg
KM331-3	Blue	1200 x 800 x 900	No	500 kg
KM331-3B	Blue	1200 x 800 x 900	Yes	500 kg

① Accessories: KM141, KM141-4, KM144, KM144-2, KM144-4, KM145-L, KM5000, KM5000-2, KM5000-4, KM6000, KM6000-2, KM6000-4, KM07100, KM07110





## TABLE TROLLEY SERIE 400

- Powder coated
- Shelves with 2 mm galvanised steel
- Distance between shelves 580 mm
- Tubes 25 mm steel pipe
- 2 fixed 2 swivel castors solid rubber 200 x 50 mm

PRODUCT	COLOUR	DIMENSIONS	BRAKES	CAPACITY
KM437-2	Blue	1100 x 700 x 870	No	500 kg
KM437-2B	Blue	1100 x 700 x 870	Yes	500 kg
KM437-3	Blue	1300 x 800 x 870	No	500 kg
KM437-3B	Blue	1300 x 800 x 870	Yes	500 kg

! Accessories: KM141, KM141-4, KM144, KM144-2, KM144-4, KM145-L, KM5000, KM5000-2, KM5000-4, KM6000, KM6000-2, KM6000-4, KM07100, KM07110



## PLATFORM TRUCK SERIE 400

- Powder coated
- Height to platform 260 mm
- Bottom with 2 mm galvanised steel
- End panel in laminate, height 400 mm
- Handles 25 mm steel pipe
- 2 fixed 2 swivel castors solid rubber 200 x 50 mm

PRODUCT	COLOUR	DIMENSIONS	BRAKES	CAPACITY
KM432-2	Blue	1000 x 700 x 900	No	500 kg
KM432-2B	Blue	1000 x 700 x 900	Yes	500 kg
KM432-3	Blue	1200 x 800 x 900	No	500 kg
KM432-3B	Blue	1200 x 800 x 900	Yes	500 kg

Accessories: KM144, KM144-2, KM144-4, KM5000, KM5000-2, KM5000-4, KM6000, KM6000-2, KM6000-4, KM141, KM141-4



## PLATFORM TRUCK SERIE 400

- Powder coated
- Height to platform 260 mm
- Bottom with 2 mm galvanised steel
- End panel in laminate, height 400 mm
- Handles 25 mm steel pipe
- 2 fixed 2 swivel castors solid rubber 200 x 50 mm

PRODUCT	COLOUR	DIMENSIONS	BRAKES	CAPACITY
KM433-2	Blue	1000 x 700 x 900	No	500 kg
KM433-2B	Blue	1000 x 700 x 900	Yes	500 kg
KM433-3	Blue	1200 x 800 x 900	No	500 kg
KM433-3B	Blue	1200 x 800 x 900	Yes	500 kg

Accessories: KM144, KM144-2, KM144-4, KM5000, KM5000-2, KM5000-4, KM6000, KM6000-2, KM6000-4, KM141, KM141-4



- Powder coated
- Height to platform 260 mm
- Bottom with 2 mm galvanised steel
- End panel in laminate, height 400 mm
- Handles 25 mm steel pipe
- 2 fixed 2 swivel castors solid rubber 200 x 50 mm

PRODUCT	COLOUR	DIMENSIONS	BRAKES	CAPACITY
KM436-2	Blue	1000 x 700 x 900	No	500 kg
KM436-2B	Blue	1000 x 700 x 900	Yes	500 kg
KM436-3	Blue	1200 x 800 x 900	No	500 kg
KM436-3B	Blue	1200 x 800 x 900	Yes	500 kg

Accessories: KM144, KM144-2, KM144-4, KM5000, KM5000-2, KM5000-4, KM6000, KM6000-2, KM6000-4, KM141, KM141-4



## PLATFORM TRUCK SERIE 400



- Powder coated
- Height to platform 260 mm
- Bottom with 2 mm galvanised steel
- Panels in laminate, height 200 mm
- Handles 25 mm steel pipe
- 2 fixed 2 swivel castors solid rubber 200 x 50 mm

PRODUCT	COLOUR	DIMENSIONS	BRAKES	CAPACITY
KM435-2L	Blue	1000 x 700 x 900	No	500 kg
KM435-2LB	Blue	1000 x 700 x 900	Yes	500 kg
KM435-3L	Blue	1200 x 800 x 900	No	500 kg
KM435-3LB	Blue	1200 x 800 x 900	Yes	500 kg

Accessories: KM144, KM144-2, KM144-4, KM5000, KM5000-2, KM5000-4, KM6000, KM6000-2, KM6000-4, KM141, KM141-4



## BOX TRUCK SERIE 400



- Powder coated
- Height to platform 260 mm
- Bottom with 2 mm galvanised steel
- Panels in laminate, height 400 mm
- Handles 25 mm steel pipe
- 2 fixed 2 swivel castors solid rubber 200 x 50 mm

PRODUCT	COLOUR	DIMENSIONS	BRAKES	CAPACITY
KM435-2H	Blue	1000 x 700 x 900	No	500 kg
KM435-2HB	Blue	1000 x 700 x 900	Yes	500 kg
KM435-3H	Blue	1200 x 800 x 900	No	500 kg
KM435-3HB	Blue	1200 x 800 x 900	Yes	500 kg

Accessories: KM144, KM144-2, KM144-4, KM5000, KM5000-2, KM5000-4, KM6000, KM6000-2, KM6000-4, KM141, KM141-4



## BOX TRUCK SERIE 400



- Powder coated
- Height to platform 260 mm
- Bottom with 2 mm galvanised steel
- 2 fixed 2 swivel castors solid rubber 200 x 50 mm

PRODUCT	COLOUR	DIMENSIONS	BRAKES	CAPACITY
KM430-2	Blue	1000 x 700 x 260	No	500 kg
KM430-2B	Blue	1000 x 700 x 260	Yes	500 kg
KM430-3	Blue	1200 x 800 x 260	No	500 kg
KM430-3B	Blue	1200 x 800 x 260	Yes	500 kg

Accessories: KM144, KM144-2, KM144-4, KM5000, KM5000-2, KM5000-4, KM6000, KM6000-2, KM6000-4, KM141, KM141-4



## PLATFORM TROLLEY SERIE 400



## PLATFORM TROLLEY SERIE 400

- Powder coated
- Height to platform 260 mm
- Bottom with 2 mm galvanised steel
- Handles 25 mm steel pipe
- 2 fixed 2 swivel castors solid rubber 200 x 50 mm

PRODUCT	COLOUR	DIMENSIONS	BRAKES	CAPACITY
KM431-2	Blue	1000 x 700 x 900	No	500 kg
KM431-2B	Blue	1000 x 700 x 900	Yes	500 kg
KM431-3	Blue	1200 x 800 x 900	No	500 kg
KM431-3B	Blue	1200 x 800 x 900	Yes	500 kg

Accessories: KM144, KM144-2, KM144-4, KM5000, KM5000-2, KM5000-4, KM6000, KM6000-2, KM6000-4, KM141, KM141-4



## TABLE TROLLEY SERIE 500

- Electro galvanised with laminate shelves
- Height to platform 260 mm
- Distance between shelves 580 mm
- Tubes 25 mm steel pipe
- 2 fixed 2 swivel castors solid rubber 200 x 50 mm

PRODUCT	COLOUR	DIMENSIONS	BRAKES	CAPACITY
KM537-2	El.galv	1100 x 700 x 870	No	500 kg
KM537-2B	El.galv	1100 x 700 x 870	Yes	500 kg
KM537-3	El.galv	1300 x 800 x 870	No	500 kg
KM537-3B	El.galv	1300 x 800 x 870	Yes	500 kg

Accessories: KM144, KM144-2, KM144-4, KM5000, KM5000-2, KM5000-4, KM6000, KM6000-2, KM6000-4, KM141, KM141-4



## SHELF TROLLEY SERIE 500

- Electro galvanised with laminate shelves
- Comes with 4 shelves
- Fixed handle at height of 1040 mm
- Distance from bottom to first rail 300 mm
- 300 mm between rails
- 2 fixed 2 swivel castors solid rubber 200 x 50 mm
- Capacity: 100 kg/shelf

PRODUCT	COLOUR	DIMENSIONS	BRAKES	CAPACITY
KM538-2	El.galv	1000 x 700 x 1800	No	500 kg
KM538-2B	El.galv	1000 x 700 x 1800	Yes	500 kg
KM538-3	El.galv	1200 x 800 x 1800	No	500 kg
KM538-3B	El.galv	1200 x 800 x 1800	Yes	500 kg

Accessories: KM144, KM144-2, KM144-4, KM5000, KM5000-2, KM5000-4, KM6000, KM6000-2, KM6000-4, KM141, KM141-4



- Electro galvanised with laminate shelves
- Height to platform 260 mm
- End panel in laminate, height 400 mm
- Handles 25 mm steel pipe
- 2 fixed 2 swivel castors solid rubber 200 x 50 mm

## PLATFORM TRUCK SERIE 500

PRODUCT	COLOUR	DIMENSIONS	BRAKES	CAPACITY
KM532-2	El.galv	1000 x 700 x 900	No	500 kg
KM532-2B	El.galv	1000 x 700 x 900	Yes	500 kg
KM532-3	El.galv	1200 x 800 x 900	No	500 kg
KM532-3B	El.galv	1200 x 800 x 900	Yes	500 kg

Accessories: KM144, KM144-2, KM144-4, KM5000, KM5000-2, KM5000-4, KM6000, KM6000-2, KM6000-4, KM141, KM141-4



- Electro galvanised with laminate shelves
- Height to platform 260 mm
- End panel in laminate, height 400 mm
- Handles 25 mm steel pipe
- 2 fixed 2 swivel castors solid rubber 200 x 50 mm

## PLATFORM TRUCK SERIE 500

PRODUCT	COLOUR	DIMENSIONS	BRAKES	CAPACITY
KM533-2	El.galv	1000 x 700 x 900	No	500 kg
KM533-2B	El.galv	1000 x 700 x 900	Yes	500 kg
KM533-3	El.galv	1200 x 800 x 900	No	500 kg
KM533-3B	El.galv	1200 x 800 x 900	Yes	500 kg

Accessories: KM144, KM144-2, KM144-4, KM5000, KM5000-2, KM5000-4, KM6000, KM6000-2, KM6000-4, KM141, KM141-4



- Electro galvanised with laminate shelves
- Height to platform 260 mm
- End panel in laminate, height 400 mm
- Handles 25 mm steel pipe
- 2 fixed 2 swivel castors solid rubber 200 x 50 mm

## PLATFORM TRUCK SERIE 500

PRODUCT	COLOUR	DIMENSIONS	BRAKES	CAPACITY
KM536-2	El.galv	1000 x 700 x 900	No	500 kg
KM536-2B	El.galv	1000 x 700 x 900	Yes	500 kg
KM536-3	El.galv	1200 x 800 x 900	No	500 kg
KM536-3B	El.galv	1200 x 800 x 900	Yes	500 kg

Accessories: KM144, KM144-2, KM144-4, KM5000, KM5000-2, KM5000-4, KM6000, KM6000-2, KM6000-4, KM141, KM141-4



- Electro galvanised with laminate shelves
- Height to platform 260 mm
- End panels in laminate, height 200 mm
- Handles 25 mm steel pipe
- 2 fixed 2 swivel castors solid rubber 200 x 50 mm

## BOX TRUCK SERIE 500

PRODUCT	COLOUR	DIMENSIONS	BRAKES	CAPACITY
KM535-2L	El.galv	1000 x 700 x 900	No	500 kg
KM535-2LB	El.galv	1000 x 700 x 900	Yes	500 kg
KM535-3L	El.galv	1200 x 800 x 900	No	500 kg
KM535-3LB	El.galv	1200 x 800 x 900	Yes	500 kg

Accessories: KM144, KM144-2, KM144-4, KM5000, KM5000-2, KM5000-4, KM6000, KM6000-2, KM6000-4, KM141, KM141-4



## BOX TRUCK SERIE 500

- Electro galvanised with laminate shelves
- Height to platform 260 mm
- End panels in laminate, height 400 mm
- Handles 25 mm steel pipe
- 2 fixed 2 swivel castors solid rubber 200 x 50 mm

PRODUCT	COLOUR	DIMENSIONS	BRAKES	CAPACITY
KM535-2H	El.galv	1000 x 700 x 900	No	500 kg
KM535-2HB	El.galv	1000 x 700 x 900	Yes	500 kg
KM535-3H	El.galv	1200 x 800 x 900	No	500 kg
KM535-3HB	El.galv	1200 x 800 x 900	Yes	500 kg

Accessories: KM144, KM144-2, KM144-4, KM5000, KM5000-2, KM5000-4, KM6000, KM6000-2, KM6000-4, KM141, KM141-4



## PLATFORM TROLLEY SERIE 500

- Electro galvanised with laminate shelf
- Height to platform 260 mm
- 2 fixed 2 swivel castors solid rubber 200 x 50 mm

PRODUCT	COLOUR	DIMENSIONS	BRAKES	CAPACITY
KM530-2	El.galv	1000 x 700 x 260	No	500 kg
KM530-2B	El.galv	1000 x 700 x 260	Yes	500 kg
KM530-3	El.galv	1200 x 800 x 260	No	500 kg
KM530-3B	El.galv	1200 x 800 x 260	Yes	500 kg

Accessories: KM144, KM144-2, KM144-4, KM5000, KM5000-2, KM5000-4, KM6000, KM6000-2, KM6000-4, KM141, KM141-4



## PLATFORM TROLLEY SERIE 500

- Electro galvanised with laminate shelf
- Height to platform 260 mm
- Handles 25 mm steel pipe
- 2 fixed 2 swivel castors solid rubber 200 x 50 mm

PRODUCT	COLOUR	DIMENSIONS	BRAKES	CAPACITY
KM531-2	El.galv	1000 x 700 x 900	No	500 kg
KM531-2B	El.galv	1000 x 700 x 900	Yes	500 kg
KM531-3	El.galv	1200 x 800 x 900	No	500 kg
KM531-3B	El.galv	1200 x 800 x 900	Yes	500 kg

Accessories: KM144, KM144-2, KM144-4, KM5000, KM5000-2, KM5000-4, KM6000, KM6000-2, KM6000-4, KM141, KM141-4



## TABLE TROLLEY SERIE 600

- Electro galvanised
- Shelves with 2 mm galvanised steel
- Distance between shelves 580 mm
- Tubes 25 mm steel pipe
- 2 fixed 2 swivel castors solid rubber 200 x 50 mm

PRODUCT	COLOUR	DIMENSIONS	BRAKES	CAPACITY
KM637-2	El.galv	1100 x 700 x 870	No	500 kg
KM637-2B	El.galv	1100 x 700 x 870	Yes	500 kg
KM637-3	El.galv	1300 x 800 x 870	No	500 kg
KM637-3B	El.galv	1300 x 800 x 870	Yes	500 kg

Accessories: KM144, KM144-2, KM144-4, KM5000, KM5000-2, KM5000-4, KM6000, KM6000-2, KM6000-4, KM141, KM141-4



- Electro galvanised bottom with 2 mm galvanised steel
- Height to platform 260 mm
- Bottom with 2 mm galvanised steel
- Handle 25 mm steel pipe
- 2 fixed 2 swivel castors solid rubber 200 x 50 mm

PRODUCT	COLOUR	DIMENSIONS	BRAKES	CAPACITY
KM632-2	El.galv	1000 x 700 x 260	No	500 kg
KM632-2B	El.galv	1000 x 700 x 260	Yes	500 kg
KM632-3	El.galv	1200 x 800 x 900	No	500 kg
KM632-3B	El.galv	1200 x 800 x 900	Yes	500 kg

Accessories: KM144, KM144-2, KM144-4, KM5000, KM5000-2, KM5000-4, KM6000, KM6000-2, KM6000-4, KM141, KM141-4



## PLATFORM TRUCK SERIE 600



- Electro galvanised bottom with 2 mm galvanised steel
- Height to platform 260 mm
- Bottom with 2 mm galvanised steel
- Handle 25 mm steel pipe
- 2 fixed 2 swivel castors solid rubber 200 x 50 mm

PRODUCT	COLOUR	DIMENSIONS	BRAKES	CAPACITY
KM633-2	El.galv	1000 x 700 x 900	No	500 kg
KM633-2B	El.galv	1000 x 700 x 900	Yes	500 kg
KM633-3	El.galv	1200 x 800 x 900	No	500 kg
KM633-3B	El.galv	1200 x 800 x 900	Yes	500 kg

Accessories: KM144, KM144-2, KM144-4, KM5000, KM5000-2, KM5000-4, KM6000, KM6000-2, KM6000-4, KM141, KM141-4



## PLATFORM TRUCK SERIE 600



- Electro galvanised bottom with 2 mm galvanised steel
- Height to platform 260 mm
- Bottom with 2 mm galvanised steel
- Handle 25 mm steel pipe
- 2 fixed 2 swivel castors solid rubber 200 x 50 mm

PRODUCT	COLOUR	DIMENSIONS	BRAKES	CAPACITY
KM636-2	El.galv	1000 x 700 x 900	No	500 kg
KM636-2B	El.galv	1000 x 700 x 900	Yes	500 kg
KM636-3	El.galv	1200 x 800 x 900	No	500 kg
KM636-3B	El.galv	1200 x 800 x 900	Yes	500 kg

Accessories: KM144, KM144-2, KM144-4, KM5000, KM5000-2, KM5000-4, KM6000, KM6000-2, KM6000-4, KM141, KM141-4



## PLATFORM TRUCK SERIE 600



- Electro galvanised
- Height to platform 260 mm
- Bottom with 2 mm galvanised steel
- End panels in laminate, height 200 mm
- Handles 25 mm steel pipe
- 2 fixed 2 swivel castors solid rubber 200 x 50 mm

PRODUCT	COLOUR	DIMENSIONS	BRAKES	CAPACITY
KM635-2L	El.galv	1000 x 700 x 900	No	500 kg
KM635-2LB	El.galv	1000 x 700 x 900	Yes	500 kg
KM635-3L	El.galv	1200 x 800 x 900	No	500 kg
KM635-3LB	El.galv	1200 x 800 x 900	Yes	500 kg

Accessories: KM144, KM144-2, KM144-4, KM5000, KM5000-2, KM5000-4, KM6000, KM6000-2, KM6000-4, KM141, KM141-4



## BOX TRUCK SERIE 600



## BOX TRUCK SERIE 600

- Electro galvanised
- Height to platform 260 mm
- Bottom with 2 mm galvanised steel
- End panels in laminate, height 400 mm
- Handles 25 mm steel pipe
- 2 fixed 2 swivel castors solid rubber 200 x 50 mm

PRODUCT	COLOUR	DIMENSIONS	BRAKES	CAPACITY
KM635-2H	El.galv	1000 x 700 x 900	No	500 kg
KM635-2HB	El.galv	1000 x 700 x 900	Yes	500 kg
KM635-3H	El.galv	1200 x 800 x 900	No	500 kg
KM635-3HB	El.galv	1200 x 800 x 900	Yes	500 kg

Accessories: KM144, KM144-2, KM144-4, KM5000, KM5000-2, KM5000-4, KM6000, KM6000-2, KM6000-4, KM141, KM141-4



## PLATFORM TROLLEY SERIE 600

- Electro galvanised
- Height to platform 260 mm
- 2 fixed 2 swivel castors solid rubber 200 x 50 mm

PRODUCT	COLOUR	DIMENSIONS	BRAKES	CAPACITY
KM630-2	El.galv	1000 x 700 x 260	No	500 kg
KM630-2B	El.galv	1000 x 700 x 260	Yes	500 kg
KM630-3	El.galv	1200 x 800 x 260	No	500 kg
KM630-3B	El.galv	1200 x 800 x 260	Yes	500 kg

Accessories: KM144, KM144-2, KM144-4, KM5000, KM5000-2, KM5000-4, KM6000, KM6000-2, KM6000-4, KM141, KM141-4



## PLATFORM TROLLEY SERIE 600

- Electro galvanised
- Height to platform 260 mm
- Handles 25 mm steel pipe
- 2 fixed 2 swivel castors solid rubber 200 x 50 mm

PRODUCT	COLOUR	DIMENSIONS	BRAKES	CAPACITY
KM631-2	El.galv	1000 x 700 x 260	No	500 kg
KM631-2B	El.galv	1000 x 700 x 260	Yes	500 kg
KM631-3	El.galv	1200 x 800 x 260	No	500 kg
KM631-3B	El.galv	1200 x 800 x 260	Yes	500 kg

Accessories: KM144, KM144-2, KM144-4, KM5000, KM5000-2, KM5000-4, KM6000, KM6000-2, KM6000-4, KM141, KM141-4



## ACCESSORIES SERIE 200-600

PRODUCT	PROPERTIES
KM07100	Ergo Grip 700
KM07110	Ergo Grip 800
KM145-L	Writing tablet in aluzink steel sheet. Fits all trolleys, size A4, clamp included.



KM145-L



KM07100



## PLATFORM TROLLEY SERIE 700

- Powder coated with laminate shelf
- Height to platform 260 mm
- Handles 25 mm steel pipe, will be delivered with 1 handle
- 2 fixed 2 swivel castors solid rubber 200 x 50 mm

PRODUCT	COLOUR	DIMENSIONS	BRAKES	CAPACITY
KM731-4	Red	1000 x 600 x 1000	No	500 kg
KM731-4B	Red	1000 x 600 x 1000	Yes	500 kg
KM731-5	Red	1200 x 700 x 1000	No	500 kg
KM731-5B	Red	1200 x 700 x 1000	Yes	500 kg

Accessories: KM144, KM144-2, KM144-4, KM5000, KM5000-2, KM5000-4, KM6000, KM6000-2, KM6000-4, KM141, KM141-4



## PLATFORM TROLLEY SERIE 700

- Powder coated with laminate shelf
- Height to platform 260 mm
- Handles 25 mm steel pipe, will be delivered with 1 handle
- 2 fixed 2 swivel castors solid rubber 200 x 50 mm

PRODUCT	COLOUR	DIMENSIONS	BRAKES	CAPACITY
KM7731-4	Grey	1074 x 600 x 1000	No	500 kg
KM7731-4B	Grey	1074 x 600 x 1000	Yes	500 kg
KM7731-5	Grey	1274 x 700 x 1000	No	500 kg
KM7731-5B	Grey	1274 x 700 x 1000	Yes	500 kg

Accessories: KM144, KM144-2, KM144-4, KM5000, KM5000-2, KM5000-4, KM6000, KM6000-2, KM6000-4, KM141, KM141-4



## ACCESSORIES SERIE 700

PRODUCT	PROPERTIES	
KM731-44	Accessory: Bracket	760 x 600
KM731-55	Accessory: Bracket	760 x 700
KM731-64	Table top	1000 x 600
KM731-75	Table top	1200 x 700
KM7731-44	Accessory: Bracket	760 x 600
KM7731-55	Accessory: Bracket	760 x 700
KM7731-64	Table top 1000x600	1000 x 600
KM7731-75	Table top 1200x700	1200 x 700



KM7731-44 & KM7731-64

KM731-44 & KM731-64



## SHOVEL TROLLEY

- Electro galvanised
- Height to platform 140 mm
- Platform 750 x 500 mm
- 2 fixed and 2 swivel castors 100 mm

PRODUCT	COLOUR	DIMENSIONS	BRAKES	CAPACITY
KM180-250	El.galv	800 x 500 x 900	No	400 kg



## VOLUME TROLLEY

- Electro galvanised, with powder coated handels
- Platform 850 x 600/540 mm
- 4 swivel castors 125 mm

PRODUCT	COLOUR	DIMENSIONS	BRAKES	CAPACITY
KM113227	El.galv	1170 x 700 x 980	No	200 kg



## VOLUME TROLLEY

- Electro galvanised, with powder coated handels
- Resistent plywood platform 850 x 600/540 mm
- Castors under the shelf to protect shelf surface from being scratched when product is stacked
- 4 swivel castors 125 mm

PRODUCT	COLOUR	DIMENSIONS	BRAKES	CAPACITY
KM113228	El.galv	1170 x 700 x 980	No	200 kg



## VOLUME TROLLEY

- Electro galvanised
- Size inside box 625 x 110 x 150 mm
- Mesh of the box 45 x 30 mm
- Resistent plywood platform 850 x 600/540 mm
- Castors under the shelf to protect shelf surface from being scratched when product is stacked.
- 4 swivel castors 125 mm
- Capacity: 200 kg

PRODUCT	COLOUR	DIMENSIONS	BRAKES	CAPACITY
KM113229	El.galv	1170 x 700 x 955	No	200 kg



## VOLUME TROLLEY

- Electro galvanised
- Size inside box 625 x 110 x 150 mm
- Mesh of the box 45 x 30 mm
- Deck 850 X 600/540 mm
- 4 swivel castors 125 mm


PRODUCT	COLOUR	DIMENSIONS	BRAKES	CAPACITY
KM113230	El.galv	1170 x 700 x 955	No	200 kg



## LARGE PLATFORM TROLLEY

- Powder coated with plywood deck
- Height of platform 340 mm
- Platform size 2000 x 1000 mm
- 2 fixed and 2 swivel, pneumatic 260 mm

PRODUCT	COLOUR	DIMENSIONS	BRAKES	CAPACITY
KM20080H	Blue	2150 x 1000 x 1120	No	500 kg



## LARGE PLATFORM TROLLEY

- Powder coated with plywood deck
- Height of platform 190 mm
- Platform size 2000 x 1000 mm
- 2 fixed 2 swivel castors nylon 125 mm

PRODUCT	COLOUR	DIMENSIONS	BRAKES	CAPACITY
KM20080L	Blue	2150 x 1000 x 970	No	500 kg



## LARGE PLATFORM TROLLEY

- Red powder coating
- Height of platform 340 mm
- Platform size: 1400 x 760 mm
- 2 fixed 2 swivel, 260 mm pneumatic castors

PRODUCT	COLOUR	DIMENSIONS	BRAKES	CAPACITY
KM831	Red	1550 x 760 x 1050	No	1200 kg



### ACCESSORIES

PRODUCT	PROPERTIES
KM831-BYGEL	Accessory: Bracket



### ACCESSORIES ERGO SOFTGRIP

PRODUCT	PROPERTIES
KM600H	Ergonomic soft grip
KM600HEM	Ergonomic soft grip. Neutral without Kongamek logotype.



KM600HEM



KM600H





## A versatile partner

Our picking trolleys are versatile and adaptable. Add different accessories to create the perfect trolley for the tasks you need to execute. For example, a ladder may make it easier to pick from high shelves, or a centre-mounted wheel could help reduce the turn radius for use in tight spaces.

Pages 116–118



Your workmate

PICKING TROLLEY MODUL 600, KM600

## PICKING TROLLEY 2 LEVELS

- Electro galvanised with shelves in laminate
- Height to top shelf - 770 mm - Distance between shelves 520 mm
- Can be mounted with 3 or 4 swivel castors
- 4 swivel castors 125 mm and 2 fixed 200 mm
- Capacity: 300 kg

PRODUCT	COLOUR	DIMENSIONS	BRAKES	CAPACITY
KM8500-2L	El.galv	1300 x 630 x 1100	No	300 kg
KM8500-2M	El.galv	900 x 630 x 1100	No	300 kg

Accessories: KM145-L, KM07401



## PICKING TROLLEY 3 LEVELS

- Electro galvanised with shelves in laminate
- Height to top shelf - 970 mm - Distance between shelves upper 320 mm, lower 370 mm
- Can be mounted with 3 or 4 swivel castors
- 4 swivel castors 125 mm and 2 fixed 200 mm
- Capacity: 300 kg

PRODUCT	COLOUR	DIMENSIONS	BRAKES	CAPACITY
KM8500-3L	El.galv	1300 x 630 x 1100	No	300 kg
KM8500-3M	El.galv	900 x 630 x 1100	No	300 kg

Accessories: KM145-L, KM07401



## ACCESSORIES PICKING TROLLEY

PRODUCT	PROPERTIES
KM145-L	Writing tablet in aluzink steel sheet. Fits all trolleys, size A4, clamp included.
KM07401	Ladder



## PICKING TROLLEY MODULE 300

- Electro galvanised
- Mesh 50 x 50 mm
- Robust square tubing construction ensures stability
- Ladder only in combination with shelf/rear panel
- 4 swivel castors 125 mm
- Capacity basic trolley: 200 kg
- Capacity/shelf: 100 kg
- Total capacity: 300 kg

PRODUCT	COLOUR	DIMENSIONS	BRAKES
KM300-M12	El.galv	1300 x 625 x 1230	No
KM300-M12B	El.galv	1300 x 625 x 1230	Yes
KM300-M17	El.galv	1300 x 625 x 1710	No
KM300-M17B	El.galv	1300 x 625 x 1710	Yes
KM300-S12	El.galv	900 x 625 x 1230	No
KM300-S12B	El.galv	900 x 625 x 1230	Yes
KM300-S17	El.galv	900 x 625 x 1710	No
KM300-S17B	El.galv	900 x 625 x 1710	Yes

### ACCESSORIES

PRODUCT	PROPERTIES
KM300-07401	Ladder with two handles
KM300-HKM	Net shelf removable Medium
KM300-HKS	Net shelf removable Small
KM300-HM	Fixed net shelf medium
KM300-HS	Fixed net shelf small
KM300-HTG	Laying handle, gray
KM300-HTGS	Standing handle, gray
KM300-KA	Cardboard seperator in aluzink steel sheet
KM300-MHB	Middle mounted castors Ø125 mm
KM300-RM12	Backside net to KM300-M12
KM300-RM17	Backside net to KM300-M17
KM300-RS12	Backside net to KM300-S12
KM300-RS17	Backside net to KM300 S17
KM145-L	Writing tablet in aluzink steel sheet, clamp included.



## PICKING TROLLEY MODULE 600

- Electro galvanised
- Mesh 50 x 50 mm
- Robust square tubing construction ensures stability
- Ladder only in combination with shelf/rear panel
- 4 swivel castors 125 mm
- Capacity basic trolley: 300 kg
- Capacity/shelf: 150 kg
- Total capacity: 600 kg

PRODUCT	COLOUR	DIMENSIONS	BRAKES
KM600-L17	El.galv	1295 x 810 x 1700	No
KM600-L17B	El.galv	1295 x 810 x 1700	Yes

### ACCESSORIES

PRODUCT	PROPERTIES
KM600-07401	Ladder with two handles
KM600-HKL	Shelf rim 15 mm
KM600-HL	Complete fixed wooden shelf
KM600-HTG	Laying handle, gray
KM600-MHB	Middle mounted castors Ø160 mm
KM600-R17	Backside net to KM600-L17
M600-TB	Complete set of pallet truck guides
KM145-L	Writing tablet in aluzink steel sheet, clamp included.



## For demanding environments

Our stainless trolleys are divided up into corrosivity categories in line with the ISO 9223 standard. Advanced manufacturing processes and quality assured materials allow us to ensure that our trolleys meet all requirements on function, durability and hygiene. To find out more about stainless solutions, turn to page 6.

**Pages 119–127**



**Your workmate**

FULLY WELDED 3 LEVELS C3, 18/8, KM60355MRU

## 2 LEVELS C2, 18/0

- 4 swivel castors 2 with brakes 100 mm
- Capacity: 100 kg
- height to top shelf 680 mm
- distance between shelves 460 mm
- shelf size 685 x 380 mm

PRODUCT	COLOUR	DIMENSIONS	BRAKES	CAPACITY
KM60350	Stainless	710 x 400 x 805	Yes	100 kg



## 2 LEVELS C2, 18/0

- 4 swivel castors 2 with brakes 100 mm
- Capacity: 100 kg
- height to top shelf 810 mm
- distance between shelves 590 mm
- shelf size 825 x 500 mm

PRODUCT	COLOUR	DIMENSIONS	BRAKES	CAPACITY
KM60354	Stainless	910 x 590 x 940	Yes	100 kg



## 2 LEVELS C2, 18/0

- Height to top shelf 695 mm, top boarder 805 mm
- Distance between shelves 470 mm
- Shelf size 825 x 500 mm
- 4 swivel castors 2 with brakes 100 mm

PRODUCT	COLOUR	DIMENSIONS	BRAKES	CAPACITY
KM60357	Stainless	910 x 590 x 940	Yes	100 kg





## 2 LEVELS C2, 18/0

- Smart stainless mini-trolley.
- Suited for children participation at preschool.

PRODUCT	COLOUR	DIMENSIONS	BRAKES	CAPACITY
KM60357-MINI	Stainless	530 x 375 x 550	Yes	80 kg



## 2 LEVELS C3, 18/8

- Height to top shelf 835 mm
- Distance between shelves 590 mm
- Shelf size 825 x 500 mm
- 4 swivel castors 2 with brakes, precision ballbearings 125 mm
- Capacity: 100 kg
- All Stainless - even the castors

PRODUCT	COLOUR	DIMENSIONS	BRAKES	CAPACITY
KM60354-S	Stainless	910 x 590 x 965	Yes	100 kg



## 2 LEVELS C3, 18/8

- Height to top shelf 850 mm
- Distance between shelves 590 mm
- Shelf size 835 x 515 mm
- 4 swivel castors 2 with brakes, precision ballbearings 125 mm
- Capacity: 100 kg
- All Stainless - even the castors

PRODUCT	COLOUR	DIMENSIONS	BRAKES	CAPACITY
KM60364-D	Stainless	900 x 600 x 1000	Yes	100 kg



## 3 LEVELS C2, 18/0

- 4 swivel castors 2 with brakes 100 mm
- Capacity: 100 kg
- height to top shelf 680 mm
- distance between shelves 200 mm
- shelf size 685 x 380 mm

PRODUCT	COLOUR	DIMENSIONS	BRAKES	CAPACITY
KM60351	Stainless	710 x 400 x 805	Yes	100 kg



## 3 LEVELS C2, 18/0

- 4 swivel castors 2 with brakes 100 mm
- Capacity: 100 kg
- height to top shelf 810 mm
- distance between shelves 280 mm
- shelf size 825 x 500 mm

PRODUCT	COLOUR	DIMENSIONS	BRAKES	CAPACITY
KM60355	Stainless	910 x 590 x 940	Yes	100 kg



## 3 LEVELS C3, 18/8

- Height to top shelf 835 mm
- Distance between shelves 280 mm
- Shelf size 825 x 500 mm
- 4 swivel castors 2 with brakes, precision ballbearings 125 mm
- Capacity: 100 kg
- All Stainless - even the castors

PRODUCT	COLOUR	DIMENSIONS	BRAKES	CAPACITY
KM60355-S	Stainless	910 x 590 x 965	Yes	100 kg



## 3 LEVELS C3, 18/8

- Height to top shelf 850 mm
- Distance between shelves 280 mm
- Shelf size 835 x 515 mm
- 4 swivel castors 2 with brakes, precision ballbearings 125 mm
- Capacity: 100 kg
- All Stainless - even the castors

PRODUCT	COLOUR	DIMENSIONS	BRAKES	CAPACITY
KM60365-D	Stainless	900 x 600 x 1000	Yes	100 kg



## 4 LEVELS C2, 18/0

- Height to top shelf 1125 mm
- Distance between shelves 280 mm
- Shelf size 825 x 500 mm
- 4 swivel castors 2 with brakes 100 mm
- Capacity: 100 kg

PRODUCT	COLOUR	DIMENSIONS	BRAKES	CAPACITY
KM60356	Stainless	910 x 590 x 1260	Yes	100 kg



## TABLE TROLLEY

- Electro galvanised with shelf of chipboard, covered with 1 mm stainless steel sheet
- Height to top shelf 870 mm
- Distance between shelves 450 mm
- 4 swivel castors 125 mm

PRODUCT	COLOUR	DIMENSIONS	BRAKES	CAPACITY
KM271	El.galv	1000 x 580 x 870	No	200 kg
KM271B	El.galv	1000 x 580 x 870	Yes	200 kg



- Electro galvanised with shelf of chipboard, covered with 1 mm stainless steel sheet
- Height to top shelf 870 mm
- Distance between shelves 450 mm
- 4 swivel castors 125 mm

## TABLE TROLLEY

PRODUCT	COLOUR	DIMENSIONS	BRAKES	CAPACITY
KM272	El.galv	840 x 430 x 970	No	200 kg
KM272B	El.galv	840 x 430 x 970	Yes	200 kg



Fully welded trolley with two shelves.  
Perfect to use when dealing with groceries.

## FULLY WELDED 2 LEVELS C3, 18/8

PRODUCT	COLOUR	DIMENSIONS	BRAKES	CAPACITY
KM60350MRM	Stainless	650 x 440 x 1010	Yes	200 kg
KM60354MRM	Stainless	825 x 575 x 1010	Yes	200 kg
KM60367MRM	Stainless	1075 x 575 x 1010	Yes	200 kg



Fully welded trolley with two shelves.  
Perfect to use when dealing with groceries.

## FULLY WELDED 2 LEVELS C3, 18/8

PRODUCT	COLOUR	DIMENSIONS	BRAKES	CAPACITY
KM60350MRU	Stainless	650 x 440 x 900	Yes	200 kg
KM60354MRU	Stainless	825 x 575 x 900	Yes	200 kg
KM60367MRU	Stainless	1075 x 575 x 900	Yes	200 kg



Fully welded trolley with three shelves.  
Perfect to use when dealing with groceries.

## FULLY WELDED 3 LEVELS C3, 18/8

PRODUCT	COLOUR	DIMENSIONS	BRAKES	CAPACITY
KM60351MRM	Stainless	650 x 440 x 1010	Yes	200 kg
KM60355MRM	Stainless	825 x 575 x 1010	Yes	200 kg
KM60368MRM	Stainless	1075 x 575 x 1010	Yes	200 kg



## FULLY WELDED 3 LEVELS C3, 18/8

Fully welded trolley with three shelves.  
Perfect to use when dealing with groceries.

PRODUCT	COLOUR	DIMENSIONS	BRAKES	CAPACITY
KM60351MRU	Stainless	650 x 440 x 900	Yes	200 kg
KM60355MRU	Stainless	825 x 575 x 900	Yes	200 kg
KM60368MRU	Stainless	1075 x 575 x 900	Yes	200 kg



## FULLY WELDED 4 LEVELS C3, 18/8

Tall fully welded trolley with four shelves without any handle.  
Perfect to use when dealing with groceries.

PRODUCT	COLOUR	DIMENSIONS	BRAKES	CAPACITY
KM60356MRU	Stainless	1075 x 575 x 1650	Yes	200 kg



## FULLY WELDED 4 LEVELS C3, 18/8

Tall fully welded trolley with five shelves without any handle.  
Perfect to use when dealing with groceries.

PRODUCT	COLOUR	DIMENSIONS	BRAKES	CAPACITY
KM60369MRU	Stainless	1075 x 575 x 1650	Yes	200 kg



- Height to platform 180 mm
- Platform 825 x 520 mm
- 4 swivel castors 2 with brakes 100 mm

PRODUCT	COLOUR	DIMENSIONS	BRAKES	CAPACITY
KM60360	Stainless	880 x 500 x 940	Yes	100 kg



- Fully welded platform trolley with a lot of areas of application.

PRODUCT	COLOUR	DIMENSIONS	BRAKES	CAPACITY
KM60360MR	Stainless	880 x 575 x 905	Yes	200 kg



- Fully welded platform trolley with a lot of areas of application.

PRODUCT	COLOUR	DIMENSIONS	BRAKES	CAPACITY
KM60363MR	Stainless	700 x 435 x 905	Yes	200 kg



- Height to platform 495 mm
- Platform 760 x 440 mm
- 4 swivel castors 2 with brakes, precision ballbearings 125 mm
- Capacity: 100 kg
- All Stainless - even the castors

PRODUCT	COLOUR	DIMENSIONS	BRAKES	CAPACITY
KM60363	Stainless	850 x 490 x 925	Yes	100 kg



## PLATFORM TROLLEY C2, 18/0



## PLATFORM TROLLEY C3, 18/8



## PLATFORM TROLLEY C3, 18/8



## PLATFORM TROLLEY C2, 18/0



## PLATFORM TROLLEY C3, 18/8

- Height to platform 495 mm
- Platform 760 x 440 mm
- 4 swivel castors 2 with brakes, precision ballbearings 125 mm
- Capacity: 100 kg
- All Stainless - even the castors

PRODUCT	COLOUR	DIMENSIONS	BRAKES	CAPACITY
KM60363-S	Stainless	880 x 500 x 965	-	100 kg



## ROLL TABLE

- Electro galvanised with shelf of chipboard, covered with 1 mm stainless steel sheet
- Height to top shelf 885 mm
- 4 swivel castors 100 mm

PRODUCT	COLOUR	DIMENSIONS	BRAKES	CAPACITY
KM270	El.galv	605 x 605 x 885	No	150 kg
KM270B	El.galv	605 x 605 x 885	Yes	150 kg



## SACK TROLLEY

Fully welded sack trolley in stainless steel fitted for one 60 plastic bag. Well suited to use in kitchens and similar environments where the quality demands are very high.

PRODUCT	COLOUR	DIMENSIONS	BRAKES	CAPACITY
KM3029MR	Stainless	350 x 350 x 750	Yes	60 L
KM3029MR-S	Stainless	350 x 350 x 750	Yes	60 L





## Solutions to meet all needs

We present a wide range of roll containers for all kinds of handling tasks. Choose between mesh trolleys, safety containers and roll containers, which also feature stackable options.

**Pages 128–138**



- Electro galvanised
- Opening 2 gates on the 750 mm side
- Net stich 65 x 65 mm
- Central foot brake
- 2 fixed and 2 swivel castors, 125 mm
- Capacity: 800 kg

PRODUCT	COLOUR	DIMENSIONS	BRAKES	CAPACITY
KM80-S	El.galv	1200 x 750 x 1695	Yes	800 kg

Accessories: KM80-H



ROLL CONTAINER 2 WALLS

Small flexible electro galvanised roll container for corrugated cardboard with 50 mm mesh at the bottom. 4 pcs 75mm swivel swivel castors, 2 of which have brakes. Ideal for storage/moving of cardboard boxes/light boards.

PRODUCT	COLOUR	DIMENSIONS	BRAKES	CAPACITY
KM53631002	El.galv	530 x 630 x 1000	Yes	150 kg



ROLL CONTAINER 2 WALLS

Small flexible white powder coated rolling container for corrugated cardboard for offices with 50 mm mesh at the bottom. 4 pcs 75mm swivel castors, 2 of which brakes. Ideal for storage/moving of cardboard boxes/light boards.

PRODUCT	COLOUR	DIMENSIONS	BRAKES	CAPACITY
KM53631002W	White	530 x 630 x 1000	Yes	150 kg




## ROLL CONTAINER 2 WALLS

- Electro galvanised
- Assembled without any tools
- Opening on the 720 mm side
- 2 fixed and 2 swivel castors, 100 mm
- Capacity: 400 kg

PRODUCT	COLOUR	DIMENSIONS	BRAKES	CAPACITY
KM72801802	El.galv	720 x 800 x 1800	No	400 kg
KM72801802B	El.galv	720 x 800 x 1800	Yes	400 kg

Accessories: KM072080Z, KMFAK-4, KMR1, KMS1



## ROLL CONTAINER 3 WALLS

- Electro galvanised
- Net stitch: 105 x 350 mm
- Assembled without any tools
- Opening on the 1200 mm side
- 2 fixed and 2 swivel castors, 100 mm
- Capacity: 400 kg

PRODUCT	COLOUR	DIMENSIONS	BRAKES	CAPACITY
KM120801803	El.galv	1200 x 800 x 1800	No	400 kg
KM120801803B	El.galv	1200 x 800 x 1800	Yes	400 kg

Accessories: KM120080ZP



## ROLL CONTAINER 3 WALLS

- Electro galvanised
- Assembled without any tools
- Opening on the 720 mm side
- 2 fixed and 2 swivel castors, 100 mm
- Capacity: 400 kg

PRODUCT	COLOUR	DIMENSIONS	BRAKES	CAPACITY
KM72801803	El.galv	720 x 800 x 1800	No	400 kg
KM72801803B	El.galv	720 x 800 x 1800	Yes	400 kg

Accessories: KM072080Z



## ROLL CONTAINER 4 WALLS

- Electro galvanised
- Net stitch: 50 x 50 mm
- Assembled without any tools
- 1 halfhang gate on the 1200 mm side
- 2 fixed and 2 swivel castors, 100 mm
- Capacity: 400 kg

PRODUCT	COLOUR	DIMENSIONS	BRAKES	CAPACITY
KM0170H4M10	El.galv	1200 x 800 x 1835	No	400 kg
KM0170H4M10B	El.galv	1200 x 800 x 1835	Yes	400 kg

Accessories: KM120080ZP



## ROLL CONTAINER 4 WALLS

- Electro galvanised
- Net stitch: 50 x 50 mm
- Assembled without any tools
- 1 halfhang gate on the 1200 mm side
- 2 fixed and 2 swivel castors, 100 mm
- Capacity: 400 kg

PRODUCT	COLOUR	DIMENSIONS	BRAKES	CAPACITY
KM120801804	El.galv	1200 x 800 x 1800	No	400 kg
KM120801804B	El.galv	1200 x 800 x 1800	Yes	400 kg

Accessories: KM120080ZP



## ROLL CONTAINER 4 WALLS

- Electro galvanised
- Net stitch: 105 x 350 mm
- Assembled without any tools
- 1 halfhang gate on the 2000 mm side
- 2 fixed and 4 swivel castors, 100 mm
- Capacity: 400 kg

PRODUCT	COLOUR	DIMENSIONS	BRAKES	CAPACITY
KM200801804	El.galv	2000 x 800 x 1800	No	400 kg
KM200801804B	El.galv	2000 x 800 x 1800	Yes	400 kg



## ROLL CONTAINER 4 WALLS

- Electro galvanised
- Assembled without any tools
- 1 halfhang gate on the 720 mm side
- 2 fixed and 2 swivel castors, 100 mm
- Capacity: 400 kg

PRODUCT	COLOUR	DIMENSIONS	BRAKES	CAPACITY
KM72801804	El.galv	720 x 800 x 1800	No	400 kg
KM72801804B	El.galv	720 x 800 x 1800	Yes	400 kg

Accessories: KM072080Z



## ROLL CONTAINER 4 WALLS

- Electro galvanised
- Opening 2 gates on the 720 mm side
- Assembled without any tools
- Net stich 105 x 365 mm
- 2 fixed and 2 swivel castors, 100 mm
- Capacity: 400 kg

PRODUCT	COLOUR	DIMENSIONS	BRAKES	CAPACITY
KM72801804-D	El.galv	720 x 800 x 1800	No	400 kg
KM72801804-DB	El.galv	720 x 800 x 1800	Yes	400 kg

Accessories: KM072080Z



## ROLL CONTAINER 4 WALLS

- Electro galvanised
- Opening 2 gates on the 800 mm side
- Net stich 105 x 305 mm
- 2 swivel and 2 fixed castors, 125 mm
- Capacity: 600 kg

PRODUCT	COLOUR	DIMENSIONS	BRAKES	CAPACITY
KM801201802	El.galv	1200 x 800 x 1800	No	600 kg
KM801201802B	El.galv	1200 x 800 x 1800	Yes	600 kg

Accessories: KM801201802-H

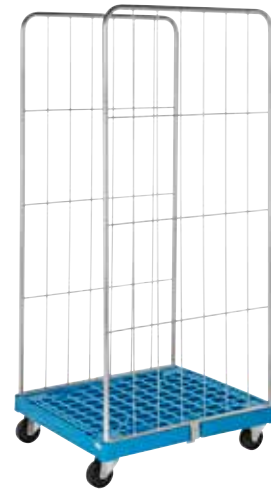


## ROLL CONTAINER PLASTIC BOTTOM

Roll container with 2 sides and hygienic plastic bottom, suitable for many different uses. Available accessories include a safety strap that prevents your cargo from falling out. Easy assembly without tools. Shipped unassembled.

PRODUCT	COLOUR	DIMENSIONS	BRAKES	CAPACITY
KM72811802P	El.galv	725 x 810 x 1800	No	400 kg

Accessories: KM072080Z

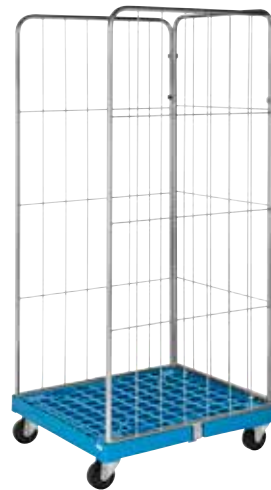


## ROLL CONTAINER PLASTIC BOTTOM

Roll container with 3 sides and hygienic plastic bottom for many uses. Available accessories include a safety strap that prevents your cargo from falling out. Easy assembly without tools. Shipped unassembled.

PRODUCT	COLOUR	DIMENSIONS	BRAKES	CAPACITY
KM72811803P	El.galv	725 x 810 x 1800	No	400 kg

Accessories: KM072080Z



## ROLL CONTAINER PLASTIC BOTTOM

Roll container with 4 sides and hygienic plastic bottom suitable for many different uses. On the short side, there is a half-hinged gate that can be opened. Easy assembly without tools. Shipped unassembled.

PRODUCT	COLOUR	DIMENSIONS	BRAKES	CAPACITY
KM72811804P	El.galv	725 x 810 x 1800	No	400 kg

Accessories: KM072080Z



## ROLL CONTAINER STACKABLE

- Electro galvanised, can be stacked
- Net stitch: 105 x 395 mm
- Opening on the 800 mm side
- Assembled without any tools
- 1 shelf included
- 2 fixed and 2 swivel castors, 100 mm
- Capacity: 400 kg

PRODUCT	COLOUR	DIMENSIONS	BRAKES	CAPACITY
KM2000	El.galv	800 x 730 x 1910	No	400 kg
KM2000B	El.galv	800 x 730 x 1910	Yes	400 kg

Accessories: KM072080Z, KMR1, KMS1, KMFAK-4



## ROLL CONTAINER STACKABLE

- Electro galvanised, can be stacked
- Net stitch: 130 x 260 mm
- Distance between bottom and shelf 750mm
- Opening on the 700 mm side
- Shelf included
- Bottom and shelf can be folded up
- 2 fixed and 2 swivel castors, 100mm
- Capacity: 400kg

PRODUCT	COLOUR	DIMENSIONS	BRAKES	CAPACITY
KM2000-3	El.galv	850 x 720 x 1740	No	400 kg
KM2000-3B	El.galv	850 x 720 x 1740	Yes	400 kg

Accessories: KM072080Z, KMR1, KMS1, KMFAK-4



## ROLL CONTAINER STACKABLE

- Electro galvanised, Can be stacked
- Opening on the 720 mm side
- Net stitch 130 x 260 mm
- Distance between bottom and shelf 750 mm
- Shelf included
- Bottom and shelf can be folded up
- 2 fixed, 2 swivel castors, 100 mm
- Capacity: 400 kg

PRODUCT	COLOUR	DIMENSIONS	BRAKES	CAPACITY
KM2000-4	El.galv	850 x 720 x 1740	No	400 kg
KM2000-4B	El.galv	850 x 720 x 1740	Yes	400 kg

Accessories: KM072080Z, KMR1, KMS1, KMFAK-4



## ROLL CONTAINER STACKABLE

- Electro galvanised, Can be stacked
- Net stitch: 125 x 300 mm
- Opening on the 700 mm side
- Bottom can be folded up
- 2 fixed and 2 swivel castors, 100 mm
- Capacity: 400 kg

PRODUCT	COLOUR	DIMENSIONS	BRAKES	CAPACITY
KM2000-S	El.galv	800 x 700 x 1570	No	400 kg

Accessories: KM072080Z, KMR1, KMS1, KMFAK-4




## ROLL CONTAINER STACKABLE

- Electro galvanised, can be stacked
- Net stitch: 50 x 50 mm
- Opening on the 820 mm side
- Assembled without any tools
- 1 shelf incl. top
- 2 fixed and 2 swivel castors, 100 mm
- Capacity: 400 kg

PRODUCT	COLOUR	DIMENSIONS	BRAKES	CAPACITY
KM2010	El.galv	850 x 720 x 1770	No	400 kg
KM2010B	El.galv	850 x 720 x 1770	Yes	400 kg

Accessories: KM072080Z, KMR1, KMS1, KMFAK-4



## ROLL CONTAINER WOODEN BOTTOM

- Electro galvanised with base of wood
- Opening 2 gates on the 750 mm side
- Net stitch 65 x 65 mm
- 2 fixed and 2 swivel castors, 125 mm
- Capacity: 800 kg

PRODUCT	COLOUR	DIMENSIONS	BRAKES	CAPACITY
KM80	El.galv	1200 x 750 x 1700	No	800 kg
KM80B	El.galv	1200 x 750 x 1700	Yes	800 kg

Accessories: KM80-H, KM6000-2



## ROLL CONTAINER WOODEN BOTTOM

- Electro galvanised with base of wood
- Net stich 150 x 320 mm
- 2 fixed and 2 swivel castors, 125 mm
- Capacity: 400 kg

PRODUCT	COLOUR	DIMENSIONS	BRAKES	CAPACITY
KM84	El.galv	800 x 710 x 1600	No	400 kg
KM84B	El.galv	800 x 710 x 1600	Yes	400 kg

Accessories: KM84-H, KMR1, KMS1



## ROLL CONTAINER WOODEN BOTTOM

- Electro galvanised with base of wood
- Opening 2 gates on the 750 mm side
- Net stich 100 x 380 mm
- 2 fixed and 2 swivel castors, 125 mm
- Capacity: 800kg

PRODUCT	COLOUR	DIMENSIONS	BRAKES	CAPACITY
KM86	El.galv	1200 x 750 x 1700	No	800 kg
KM86B	El.galv	1200 x 750 x 1700	Yes	800 kg

Accessories: KM86-H, KM6000-2



## ROLL CONTAINER WOODEN BOTTOM

- Electro galvanised with base of wood
- 1 halfhang gate on the 845 mm side
- Net stich 90 x 370 mm
- 2 fixed and 2 swivel castors, 125 mm
- Capacity: 500 kg

PRODUCT	COLOUR	DIMENSIONS	BRAKES	CAPACITY
KM88	El.galv	845 x 630 x 1390	No	500 kg
KM88B	El.galv	845 x 630 x 1390	Yes	500 kg

Accessories: KM88-H





## ROLL CONTAINER WOODEN BOTTOM

- Electro galvanised with base of wood
- 1 halfhang gate on the 1200 mm side
- Net stich 110 x 530 mm
- 2 fixed and 2 swivel castors, 125 mm
- Capacity: 500 kg

PRODUCT	COLOUR	DIMENSIONS	BRAKES	CAPACITY
KM89	El.galv	1200 x 800 x 1420	No	500 kg
KM89B	El.galv	1200 x 800 x 1420	Yes	500 kg




## SAFETY CONTAINER

- Electro galvanised
- Opening on the 720 mm side
- Net stich 50 x 50 mm
- Assembled without any tools
- Incl. top
- 2 fixed and 2 swivel castors, 100 mm
- Capacity: 400 kg

PRODUCT	COLOUR	DIMENSIONS	BRAKES	CAPACITY
KM1200	El.galv	720 x 830 x 1840	No	400 kg
KM1200B	El.galv	720 x 830 x 1840	Yes	400 kg

Accessories: KM072080Z



## SAFETY CONTAINER

- Electro galvanised
- Opening on the 1200 mm side
- Assembled without any tools
- Net stich 50 x 50 mm
- 2 fixed and 2 swivel castors, 125 mm
- Capacity: 600 kg

PRODUCT	COLOUR	DIMENSIONS	BRAKES	CAPACITY
KM120510	El.galv	1200 x 800 x 1870	No	600 kg
KM120510B	El.galv	1200 x 800 x 1870	Yes	600 kg

Accessories: KM120080ZP



## SAFETY CONTAINER

- Electro galvanized
- Opening on the 720 mm side
- Net stitch 50 x 50 mm
- Assembled without any tools
- Incl. top
- 2 fixed and 2 swivel castors, 100 mm
- Capacity: 400 kg

PRODUCT	COLOUR	DIMENSIONS	BRAKES	CAPACITY
KM1210	El.galv	720 x 830 x 1000	No	400 kg
KM1210B	El.galv	720 x 830 x 1000	Yes	400 kg




## MESH TROLLEY

- Electro galvanized
- Net stitch 50 x 50 mm
- Assembled without any tools
- Shelves can be mounted inclined
- 2 fixed and 2 swivel castors, 100 mm
- Capacity: 400 kg

PRODUCT	COLOUR	DIMENSIONS	BRAKES	CAPACITY
KM1091	El.galv	1150 x 665 x 1790	No	400 kg
KM1091B	El.galv	1150 x 665 x 1790	Yes	400 kg

Accessories: KM1091-H, KM143-11, KM143-13, KM143-15, KMS1, KMR1, KMFAK-4, KM143-16, KM143-14, KM143-12



## ACCESSORIES RULLCONTAINER


PRODUCT	PROPERTIES	DIMENSIONS
KM072080Z	Extra shelf	720 x 800
KM1091-H	Extra shelf	1085 x 605
KM120080ZP	Extra shelf	1200 x 800
KM2000X800	Extra shelf	1870 x 730
KM801201802-H	Shelf to KM801201802	1200 x 800
KMFAK-4	A4 box to mesh trolleys	
KMR1	Red safety leash L=900 mm	
KMS1	Black safety leash 550-800 mm	



KMR1



KMS1



KMFAK-4



KM1091-H



## Service with style

It's a staple feature of restaurants, big kitchens and canteens – the service trolley. It is available in a variety of designs, where the small details often make a big difference. Get to know our neat, practical solutions that provide service with style.

**Pages 139–142**

## TRAY TROLLEY

- Electro galvanised with 25mm steel pipe
- Suited for trays 540x440mm
- For 18 trays
- 4 swivel wheels 100 mm

PRODUCT	COLOUR	DIMENSIONS	BRAKES	CAPACITY
KM160	El.galv	600 x 440 x 1880	No	150 kg
KM160B	El.galv	600 x 440 x 1880	Yes	150 kg

### ACCESSORIES

PRODUCT	PROPERTIES
KM160P	Tray to KM160, KM161




## TRAY TROLLEY

- Electro galvanised with 25mm steel pipe
- Suited for trays 540x440mm
- For 36 trays
- 4 swivel wheels 100 mm

PRODUCT	COLOUR	DIMENSIONS	BRAKES	CAPACITY
KM161	El.galv	600 x 440 x 1880	No	150 kg
KM161B	El.galv	600 x 440 x 1880	Yes	150 kg

### ACCESSORIES

PRODUCT	PROPERTIES
KM160P	Tray to KM160, KM161



## TRAY TROLLEY

- Powder coated
- For trays 400x300mm
- For 14 trays, trays are not included but sold separately
- 4 swivel wheel 2 with brakes 100 mm

PRODUCT	COLOUR	DIMENSIONS	BRAKES	CAPACITY
KM882-14	White	720 x 430 x 1095	Yes	150 kg

### ACCESSORIES

PRODUCT	PROPERTIES
KM882-B	Tray 400x300 mm





## SERVICE TROLLEY

PRODUCT	COLOUR	DIMENSIONS	BRAKES
KM1620-AA	Anthracite grey	770 x 495 x 960	Yes
KM1620-AR	Anthracite grey	770 x 495 x 960	Yes
KM1620-AV	Anthracite grey	770 x 495 x 960	Yes
KM1620-BA	Blue	770 x 495 x 960	Yes
KM1620-BR	Blue	770 x 495 x 960	Yes

PRODUCT	COLOUR	DIMENSIONS	BRAKES
KM1620-BV	Blue	770 x 495 x 960	Yes
KM1620-VA	White	770 x 495 x 960	Yes
KM1620-VR	White	770 x 495 x 960	Yes
KM1620-VV	White	770 x 495 x 960	Yes

- Powder coated with 3 removable trays
- Height to top shelf 820 mm
- Distance between shelves 290 mm
- Plastic tray 600 x 450 mm
- 4 swivel castors 2 with brakes 125 mm
- Capacity: 150 kg



Accessories: KM60364, KM60365, KM60366



## CHROMIUM PLATED SERVING TROLLEY

- Chrome with laminate shelves
- Height to top shelf 810 mm
- Distance between shelves 250 mm
- Shelves 750 x 430 mm
- Black plastic coated handle
- 4 swivel castors 2 with brakes, 125 mm

PRODUCT	COLOUR	DIMENSIONS	BRAKES	CAPACITY
KM30CR	Wood, beech	900 x 500 x 990	Yes	150 kg



## SERVICE TROLLEY

- Powder coated with shelves of laminate
- Height to top shelf 710 mm
- Distance between shelves 400 mm
- 4 swivel castors, 2 with brakes, 100 mm
- Capacity: 100 kg
- The box fits all trolleys - shelves with flat surface

PRODUCT	COLOUR	DIMENSIONS	BRAKES	CAPACITY
X2005	White	765 x 520 x 895	Yes	100 kg
X2005-B	Blue	765 x 520 x 895	Yes	100 kg

Accessories: X2005-L



## ACCESSORIES SERVICE TROLLEY

PRODUCT	PROPERTIES	DIMENSIONS	PRODUCT	PROPERTIES	DIMENSIONS
KM60364	Tray Red 3/pkt	600 x 450	X2005-L	Box with sliding rail	420 x 265 x 105
KM60365	Tray White 3/pkt	600 x 450			
KM60366	Tray Anthracite grey 3/pkt	600 x 450			





## Take care of the boards

Our board trolleys are divided into different levels, depending on what your business needs. The small solutions can handle light materials, while the big ones are designed to cope with more boards and heavier weights. You can also add extra brackets if need be.

**Pages 143–146**

- Powder coated with electro galvanised bars and white laminate shelf
- Deck height 190 mm
- Distance between load bars 135 mm
- 5 bars included
- 4 swivel castors 2 with brakes, 125 mm
- Capacity: 150 kg

## LIGHT BOARD TRUCK

PRODUCT	COLOUR	DIMENSIONS	BRAKES	CAPACITY
KM839	Blue	1000 x 700 x 690	Yes	150 kg



- Powder coated and electro galvanised
- Work height 900 mm
- Adjustable for different board sizes
- 2 puncture free castors 300 x 100 mm
- 4 swivel wheels 2 with brakes 160 mm
- Capacity 500 kg

## BOARD TRUCK

PRODUCT	COLOUR	DIMENSIONS	BRAKES	CAPACITY
KM08200	Blue	1900 x 700 x 1470	Yes	500 kg



- Powder coated and electro galvanised
- Bottom load width 140 mm
- 2 fixed and 2 swivel castors, solid rubber 200 mm
- Capacity 500 kg

## BOARD TRUCK

PRODUCT	COLOUR	DIMENSIONS	BRAKES	CAPACITY
KM08400	El.galv	1000 x 700 x 1380	No	500 kg
KM08400B	El.galv	1000 x 700 x 1380	Yes	500 kg

Accessories: KM08450



- Powder coated
- Loadplane with rubber mat
- Load width 160 mm
- Pneumatic castors 260 x 85 mm
- Capacity 200 kg

## BOARD TRUCK

PRODUCT	COLOUR	DIMENSIONS	BRAKES	CAPACITY
KM142650	Yellow	490 x 380 x 260	No	200 kg

Accessories: FS284, FS307





## BOARD TRUCK

- Powder coated
- Loadplane with rubber mat
- Load width 160 mm
- Flat free wheels, diameter 260 mm
- Capacity: 200 kg

PRODUCT	COLOUR	DIMENSIONS	BRAKES	CAPACITY
KM142650PL	Yellow	490 x 380 x 260	No	200 kg



## BOARD TRUCK

- Powder coated
- Loadplane with rubber mat
- Load width 160 mm
- Pneumatic castors 260 x 85 mm
- Capacity 200 kg

PRODUCT	COLOUR	DIMENSIONS	BRAKES	CAPACITY
KM142652	Yellow	800 x 380 x 900	No	200 kg

Accessories: FS284, FS307



## BOARD TRUCK

- Trolley with extensible handle which makes it stable and secure for its user when handling with large, heavy freight.
- Length 1707 mm, fully extended handle 2117 mm.
- The height of the handles allows the user to work ergonomic way even when dealing with heavy and ponderous freight.
- Loading area in heavy-duty plywood.

PRODUCT	COLOUR	DIMENSIONS	BRAKES	CAPACITY
KM142654-R	Red	1707 x 540 x 1122	No	200 kg

Accessories: LUFT260, FS284, FS307



## BOARD TRUCK

- Powder coated
- 2 handle attachments that allow the handle to turn
- Length 600mm. With handle 1600 mm
- Load width 90 mm
- Pneumatic castors 260 mm
- Capacity 200 kg

PRODUCT	COLOUR	DIMENSIONS	BRAKES	CAPACITY
KM213	Blue	1600 x 600 x 800	No	200 kg

Accessories: FS284, FS307



## BOARD TRUCK

- Electro galvanised sheet metal
- Space for 7 load bars
- Comes with 2 load bars
- Height to platform 265 mm
- Distance between load bars 77 mm
- 2 fixed 2 swivel castors solid rubber 200 x 50 mm
- Capacity: 500 kg

PRODUCT	COLOUR	DIMENSIONS	BRAKES	CAPACITY
KM439	El.galv	1250 x 700 x 945	No	500 kg
KM439B	El.galv	1250 x 700 x 945	Yes	500 kg

Accessories: KM439-L, KM439-S, KM139-33



## BOARD TRUCK

- Electro galvanised with platform of laminate
- Space for 9 load bars
- Comes with 2 load bars
- Height to platform 390 mm
- Distance between load bars 64 mm
- 2 fixed 2 swivel castors solid rubber 200 x 50 mm
- Capacity: 500 kg

PRODUCT	COLOUR	DIMENSIONS	BRAKES	CAPACITY
KM539	El.galv	890 x 800 x 940	No	500 kg
KM539B	El.galv	890 x 800 x 940	Yes	500 kg

Accessories: KM139-11



## ACCESSORIES BOARD TRUCK

PRODUCT	PROPERTIES	DIMENSIONS
KM439-L	Box to transportation trolley	1200 x 270 x 5
KM439-S	Wall to transportation trolley	
KM08450	Plaster board trestle	
KM139-11	Extra bracket to your platform trolley	



KM439-L



KM439-S



KM08450

## The fast way to get around

Using a scooter is the fast and efficient way to move between workplaces. Rubberised handlebars and a non-slip coating on the footplate provide extra safety and comfort. Choose between a 2-wheeler for fast transfers or a 3-wheel model with a platform for carrying loads.

Pages 147–148

SCOOTER



Your workmate  
PLATFORM SCOOTER, KM07350

Scooter for fast and safe movement between workplaces. Rubberized handles for ergonomic grip. Base plate with Anstislip surface for secure foot placement and bell.

## PLATFORM SCOOTER

PRODUCT	COLOUR	DIMENSIONS	BRAKES	CAPACITY
KM07340	El.galv	1230 x 645 x 1070	Yes	150 kg



Scooter for fast and safe movement between workplaces. Rubberized handles for ergonomic grip. Base plate with Anstislip surface for secure foot placement and bell. Flat free wheels.

## PLATFORM SCOOTER

PRODUCT	COLOUR	DIMENSIONS	BRAKES	CAPACITY
KM07340PF	El.galv	1230 x 645 x 1070	Yes	150 kg



Platform scooter for fast and safe movement between workplaces. Rubberized handles for ergonomic grip. Base plate with Anstislip surface for secure foot placement, Bell. 10 cm border in the form of a tube around the cargo area.

## PLATFORM SCOOTER

PRODUCT	COLOUR	DIMENSIONS	BRAKES	CAPACITY
KM07350	Grey	1470 x 700 x 1000	Yes	200 kg

Accessories: KM07350-H, KM145-L



## ACCESSORIES PLATFORM SCOOTER

PRODUCT	PROPERTIES
KM07350-H	Upper shelf for transporting smaller packages and misc equipment. 2mm edging around the loading area.
KM145-L	Writing tablet in aluzink steel sheet. Fits all trolleys, size A4, clamp included.





## The caretaker's best friend

Spreaders are available in a variety of models. They are fitted with a rain cover and adjustable flaps to regulate the spreading.

Pages 149–150



Your workmate  
SALT SPREADER, KM945

## SALT SPREADER

- With raincover
- Spread width of up to 3 metres
- Pneumatic wheels 300 x 75 mm
- Capacity: 22 kg/21 L

PRODUCT	COLOUR	DIMENSIONS	BRAKES	CAPACITY
KM944	Red	1000 x 530 x 900	No	21 kg



## SALT SPREADER

- With raincovers and hopper screen
- Stainless steel handle
- Fitted with directional flaps to adjust the spread
- Spread width of up to 3 metres
- Pneumatic wheels 300 x 100 mm
- Capacity: 37 kg/34 L

PRODUCT	COLOUR	DIMENSIONS	BRAKES	CAPACITY
KM945	Red	770 x 580 x 900	No	34 kg

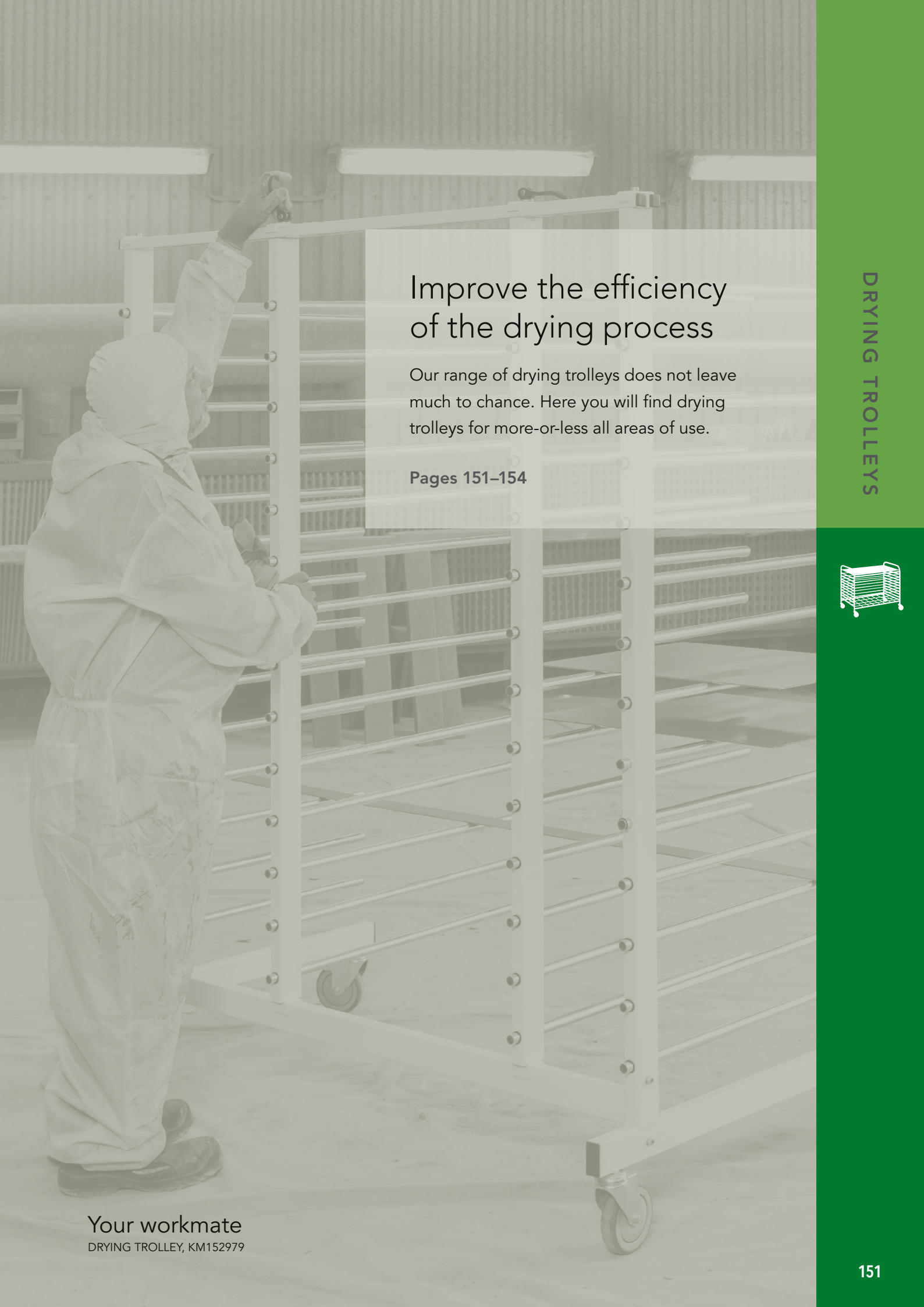


## SALT SPREADER

- With raincovers and hopper screen
- Stainless steel handle
- Fitted with directional flaps to adjust the spread
- Spread width of up to 3 metres
- Pneumatic wheels 360 x 130 mm
- Capacity: 57 kg/53 L

PRODUCT	COLOUR	DIMENSIONS	BRAKES	CAPACITY
KM946	Red	900 x 840 x 900	No	53 kg





## Improve the efficiency of the drying process

Our range of drying trolleys does not leave much to chance. Here you will find drying trolleys for more-or-less all areas of use.

**Pages 151–154**





PAINT TROLLEY

- Powder coated with boards in plywood, 700 x 620 mm
- Distance between shelves 50 mm
- 10 net shelves, net stich 110 x 100 mm
- 4 swivel castors, 2 with brakes, 50 mm
- Capacity: 50 kg


PRODUCT	COLOUR	DIMENSIONS	BRAKES	CAPACITY
KM152978	Grey	700 x 900 x 1505	Yes	50 kg



SHOE & BOOTS TROLLEY

- Powder coated or electro galvanised and clear coated
- 3 swivel castors, 1 with brake, 50 mm
- Capacity 25 kg

PRODUCT	COLOUR	DIMENSIONS	BRAKES	CAPACITY
KM125077	Grey	780 x 714 x 1192	Yes	25 kg
KM125077-O	El.galv	780 x 714 x 1192	Yes	25 kg





## SHOE & BOOTS TROLLEY

- Powder coated or electro galvanised and clear coated
- 4 swivel castors, 2 with brakes, 50 mm
- Capacity 25 kg


PRODUCT	COLOUR	DIMENSIONS	BRAKES	CAPACITY
KM125264	Grey	870 x 540 x 1200	Yes	25 kg
KM125264-O	El.galv	870 x 540 x 1200	Yes	25 kg



## DRYING STAND

- Powder coated
- Drying rack for drawings and paintings
- Distance between shelves 30 mm
- 4 swivel castors, 2 with brakes, 50 mm
- Capacity: 10 kg

PRODUCT	COLOUR	DIMENSIONS	BRAKES	CAPACITY
KM152974	Blue	460 x 500 x 1200	Yes	10 kg



## DRYING TROLLEY

- Powder coated, top shelf in beech laminate
- Height to top shelf 770 mm
- Distance between shelves 45 mm
- 4 swivel castors, 2 with brakes 100 mm
- Max capacity/shelf 4 kg
- Capacity: 100 kg

PRODUCT	COLOUR	DIMENSIONS	BRAKES	CAPACITY
KM152975	Grey	955 x 600 x 845	Yes	100 kg



## DRYING TROLLEY

- Powder coated, top shelf in beech laminate
- Height to top shelf 1010 mm
- Distance between shelves 45 mm
- 4 swivel castors, 2 with brakes 100 mm
- Max capacity/shelf 4 kg
- Capacity: 100 kg

PRODUCT	COLOUR	DIMENSIONS	BRAKES	CAPACITY
KM152976	Grey	950 x 600 x 1120	Yes	100 kg



## DRYING TROLLEY

- Powder coated, top shelf in beech laminate
- Height to top shelf 1540 mm
- Distance between shelves 45 mm
- 4 swivel castors, 2 with brakes 100 mm
- Max capacity/shelf 4 kg
- Capacity: 100 kg

PRODUCT	COLOUR	DIMENSIONS	BRAKES	CAPACITY
KM152977	Grey	950 x 600 x 1640	Yes	100 kg



## DRYING TROLLEY

- Powder coated with electro galvanised sticks, covered with plastic
- The two sections in the middle is adjustable sideways
- Height to top stick 1770 mm
- Total length of of sticks 740 mm, load length 650 mm
- 4 swivel castors, 2 with brakes, 125 mm
- Capacity / level about 20 kg
- Capacity: 300 kg

PRODUCT	COLOUR	DIMENSIONS	BRAKES	CAPACITY
KM152979	White	1520 x 860 x 1960	Yes	300 kg





## Stack, move, store

Our popular dollies and bin trolleys are available in a variety of designs and models. Choose the one that best matches your business.

**Pages 155–161**

**Your workmate**  
BIN TROLLEY, KM164

## BIN TROLLEY

- Powder coated
- Delivery without boxes
- 4 swivel 2 with with brakes 100 mm

PRODUCT	COLOUR	DIMENSIONS	BRAKES	CAPACITY
KM154	White	950 x 420 x 1205	Yes	150 kg

Accessories: KM154-R1, KM154-V1, KM154-V2



## BIN TROLLEY

- Electro galvanised with 25mm steel pipe
- Distance between rails
- Suited for trays 600x400mm
- For 11 plastic bins
- 4 swivel wheels 100 mm

PRODUCT	COLOUR	DIMENSIONS	BRAKES	CAPACITY
KM162	El.galv	460 x 590 x 1880	No	150 kg
KM162B	El.galv	460 x 590 x 1880	Yes	150 kg

Accessories: KM1000-1, KM1000-4, KM1000-6



## BIN TROLLEY

- Electro galvanised with 25mm steel pipe
- Distance between rails
- Suited for trays 600x400mm
- For 8 bins
- 4 swivel wheels 100 mm

PRODUCT	COLOUR	DIMENSIONS	BRAKES	CAPACITY
KM164	El.galv	460 x 590 x 1880	No	150 kg
KM164B	El.galv	460 x 590 x 1880	Yes	150 kg

Accessories: KM1000-1, KM1000-4, KM1000-6



## BIN TROLLEY

- Electro galvanised 25mm steel pipes
- Adjustable rails
- For 4 bins
- 4 swivel castors 100 mm

PRODUCT	COLOUR	DIMENSIONS	BRAKES	CAPACITY
KM165S	El.galv	410 x 585 x 1880	No	150 kg
KM165SB	El.galv	410 x 585 x 1880	Yes	150 kg
KM165DK	El.galv	435 x 585 x 1880	No	150 kg
KM165DKB	El.galv	435 x 585 x 1880	Yes	150 kg

ⓘ Accessories: KM1000-1, KM1000-4, KM1000-6, KM167-G




## BIN TROLLEY

- Electro galvanised 25mm steel pipes
- Leaning rails
- For tays 600 x 400 mm
- For 7 bins
- 4 swivel castors 100 mm

PRODUCT	COLOUR	DIMENSIONS	BRAKES	CAPACITY
KM166	El.galv	660 x 410 x 1850	No	150 kg
KM166B	El.galv	660 x 410 x 1850	Yes	150 kg

Accessories: KM1000-1, KM1000-4, KM1000-6




## BIN TROLLEY

- Electro galvanized 25 steel tubes
- Without shelves and rails
- For plastic bins 600 x 400mm
- You can mount the rails/shelves horizontal 16°, 30° and 40°
- Number of holes 63 st, cc: 25 mm
- 4 swivel castors 100 mm

PRODUCT	COLOUR	DIMENSIONS	BRAKES	CAPACITY
KM167	El.galv	470 x 585 x 1880	No	150 kg
KM167B	El.galv	470 x 585 x 1880	Yes	150 kg

Accessories: KM167-G, KM167-H



## BIN TROLLEY


- Powder coated with electro galvanised shelves
- Maximum height on lower shelf is 340 mm
- The two top shelf 340 are adjustable on both sides
- 2 fixed 2 swivel castors with brakes 100 mm
- For plastic bins 600 x 400 mm

PRODUCT	COLOUR	DIMENSIONS	BRAKES	CAPACITY
KM167-3E	Blue	800 x 415 x 1100	Yes	150 kg



## ACCESSORIES BIN TROLLEY

PRODUCT	PROPERTIES	PRODUCT	PROPERTIES
KM154-R1	Red plastic box	KM167-G	Shelf support
KM154-V1	White plastic box	KM167-H	Shelf
KM154-V2	White plastic cover for KM154-V1		



KM167-G



KM167-H

An alu/zink trolley in standard measurments suitable for plastic boxes. The trolley is simple in its design and the corners are open. Open bottom with a broad rim for stable placement of the plastic boxes. The trolley is equipped with 2 swivel castors and 2 fixed wheels.

DOLLY

PRODUCT	COLOUR	DIMENSIONS	BRAKES	CAPACITY
KM672	El.galv	616 x 416 x 128	No	200 kg



An alu/zink trolley in standard measurments suitable for plastic boxes. The trolley is simple in its design and the corners are open. Open bottom with a broad rim for stable placement of the plastic boxes. The trolley is equipped with 4 swivel castors.

DOLLY

PRODUCT	COLOUR	DIMENSIONS	BRAKES	CAPACITY
KM672L	El.galv	616 x 416 x 128	No	200 kg



- Electro galvanised
- 4 swivel wheels 100 mm

DOLLY

PRODUCT	COLOUR	DIMENSIONS	BRAKES	CAPACITY
KM673	El.galv	600 x 400 x 160	No	300 kg

Accessories: KM670S, KM673-D



- 18 mm thick plywood
- 4 swivel castors 100 mm

DOLLY

PRODUCT	COLOUR	DIMENSIONS	BRAKES	CAPACITY
KM675	MDF, brown	600 x 400 x 140	No	300 kg
KM676	MDF, brown	600 x 600 x 140	No	300 kg



- 18 mm thick plywood
- 4 swivel castors 100 mm

DOLLY

PRODUCT	COLOUR	DIMENSIONS	BRAKES	CAPACITY
KM679	MDF, brown	600 x 400 x 140	No	300 kg
KM680	MDF, brown	600 x 600 x 140	No	300 kg



- A plastic dolly in standard dimensions, suitable for plastic bins.
- The trolley is simple in design and the corners are open.
- Open base with wide edge.

DOLLY

PRODUCT	COLOUR	DIMENSIONS	BRAKES	CAPACITY
KM681	Burgundy	615 x 415 x 170	No	200 kg



- A plastic dolly in standard dimensions, suitable for plastic bins.
- The trolley is simple in design and the corners are open.
- Open base with wide edge.

DOLLY

PRODUCT	COLOUR	DIMENSIONS	BRAKES	CAPACITY
KM682	Blue	615 x 415 x 170	No	200 kg



- A plastic dolly in standard dimensions, suitable for plastic bins.
- The trolley is simple in design and the corners are open.
- Open base with wide edge.

DOLLY

PRODUCT	COLOUR	DIMENSIONS	BRAKES	CAPACITY
KM683	Red	625 x 425 x 170	No	250 kg





## DOLLY

- A plastic dolly in standard dimensions, suitable for plastic bins.
- The trolley is simple in design and the corners are open.
- Open base with wide edge.

PRODUCT	COLOUR	DIMENSIONS	BRAKES	CAPACITY
KM684	Blue	625 x 425 x 170	No	275 kg



## DOLLY

- A plastic dolly in standard dimensions, suitable for plastic bins.
- The trolley is simple in design and the corners are open.
- Open base with wide edge.

PRODUCT	COLOUR	DIMENSIONS	BRAKES	CAPACITY
KM685	Blue	625 x 425 x 170	No	275 kg



## DOLLY

- A plastic dolly for bins in 3 different sizes.
- The trolley is simple in design and the corners are open.
- Open base with wide edge.
- Suitable for bins with the dimensions: 540x340mm, 570x370mm, 600x400mm

PRODUCT	COLOUR	DIMENSIONS	BRAKES	CAPACITY
KM686	Burgundy	610 x 410 x 180	No	250 kg



- Suited for dollies, dimensions; 600x400 mm
- Electro galvanised
- Space for 10 dollies
- 4 swivel wheels 100 mm

PRODUCT	COLOUR	DIMENSIONS	BRAKES	CAPACITY
KM670S	El.galv	730 x 530 x 1740	No	75 kg



## DOLLY STAND



## Smart, hygienic and flexible

You will find these trolleys in most shops and warehouses. Flexible solutions that help staff get the goods out quickly and efficiently. The trolleys are available with both static shelves and spring-loaded versions that adapt to provide the right picking height.

**Pages 162–167**

## ALLROUND TROLLEY

- Large allround trolley easy to use with a lot of areas of application

PRODUCT	COLOUR	DIMENSIONS	BRAKES	CAPACITY
KM36720	El.galv	1070 x 680 x 1050	No	300 kg



## ALLROUND TROLLEY

- Electro galvanised
- Height to top basket 925 mm
- Size of top basket 605 x 400, depth 360 mm
- Size of lower basket 605 x 400, depth 110 mm
- Distance between baskets 300 mm
- 4 swivel castors, 100 mm

PRODUCT	COLOUR	DIMENSIONS	BRAKES	CAPACITY
KM4303-K	El.galv	690 x 410 x 950	No	100 kg
KM4303-KB	El.galv	690 x 410 x 950	Yes	100 kg



## SHOP TROLLEY

- Stackable trolley with the higher shelf that can be folded up.
- Capacity top shelf 100 kg

PRODUCT	COLOUR	DIMENSIONS	BRAKES	CAPACITY
KM4202-E	El.galv	860 x 530 x 1010	No	300 kg
KM4202-EB	El.galv	860 x 530 x 1010	Yes	300 kg

Accessories: KM07401-4202, KM1800496221, KM4202-BOX



- Electro galvanised, clear coated and stackable
- Adjustable shelf in heights, 460, 580 and 710 mm
- Capacity top shelf 100 kg
- 4 swivel castors 125 mm

PRODUCT	COLOUR	DIMENSIONS	BRAKES	CAPACITY
KM4202-E3	El.galv	890 x 520 x 1000	No	300 kg
KM4202-E3B	El.galv	890 x 520 x 1000	Yes	300 kg

Accessories: KM07401-4202, KM1800496221, KM4202-BOX



## SHOP TROLLEY



- Electro galvanised, clear coated and stackable
- Highest height to top shelf 810, lowest height 390 mm
- Distance between shelves 610 mm
- The top shelf is self leveling at 0-100 kg. At 100 kg the top shelf has come to the lowest position
- 4 swivel castors 125 mm

PRODUCT	COLOUR	DIMENSIONS	BRAKES	CAPACITY
KM4202-F	El.galv	960 x 525 x 1030	No	300 kg
KM4202-FB	El.galv	960 x 525 x 1030	Yes	300 kg



## SHOP TROLLEY



- Electro galvanised, clear coated and stackable
- Distance between shelves 430 mm
- Inside dimensions basket: 695 x 328 x 125 mm
- Capacity top shelf: 100 kg
- 4 swivel castors 125 mm

PRODUCT	COLOUR	DIMENSIONS	BRAKES	CAPACITY
KM4202-K	El.galv	870 x 530 x 1010	No	300 kg
KM4202-KB	El.galv	870 x 530 x 1010	Yes	300 kg

Accessories: KM1800496221, KM4202-BOX, KM07401-4202



## SHOP TROLLEY



## ACCESSORIES SHOP TROLLEY

PRODUCT	PROPERTIES
KM07401-4202	Ladder KM4202-E,E3,K, KM203110
KM1800496221	Waste paper bin with bracker
KM4202-BOX	Box to shop trolley

KM4202-BOX

KM07401-4202

KM1800496221

## SHOPPER BASKET DOLLY

- Fits basket KM3261-R
- 4 swivel castors 50 mm
- Capacity: 50 kg

PRODUCT	COLOUR	DIMENSIONS	BRAKES	CAPACITY
KM1610501	El.galv	430 x 285 x 285	No	50 kg
KM1610570	Black	430 x 285 x 285	No	50 kg



### ACCESSORIES

PRODUCT	PROPERTIES
KM3261-R	Customer cart 27 liter, red



## SHOPPER BASKET TROLLEY

- Electro galvanised and clear coated
- Delivered without baskets
- 4 swivel castors 100 mm
- Capacity: 60 kg

PRODUCT	COLOUR	DIMENSIONS	BRAKES	CAPACITY
KM111013	El.galv	560 x 260 x 975	No	60 kg



### ACCESSORIES

PRODUCT	PROPERTIES
KM3261-R	Customer cart 27 liter, red



## MESH TROLLEY

- Powder coated net basket with lid
- Size of basket 770 x 570 x 430 mm
- 4 swivel castors 100 mm
- Capacity: 150 kg

PRODUCT	COLOUR	DIMENSIONS	BRAKES	CAPACITY
KM197	White	800 x 600 x 915	No	150 kg



## MESH TROLLEY

- Powder coated net basket with lid
- Size of basket 770 x 570 x 430 mm
- 4 swivel castors 100 mm
- Capacity: 150 kg

PRODUCT	COLOUR	DIMENSIONS	BRAKES	CAPACITY
KM198	Blue	800 x 600 x 915	No	150 kg



## MESH TROLLEY

Lockable (with padlock) storage trolley for toys/balls. Mesh size 50mm. Comes with 4pcs 100 mm swivel castors, two with brakes. half the top can be opened.

PRODUCT	COLOUR	DIMENSIONS	BRAKES	CAPACITY
KM199	Grey	1180 x 662 x 858	Yes	150 kg



## MESH TROLLEY


- Electro galvanised and clear coated
- 4 swivel castors, 2 with brakes 100 mm
- Capacity: 100 kg

PRODUCT	COLOUR	DIMENSIONS	BRAKES	CAPACITY
KM4404-K	El.galv	830 x 630 x 735	Yes	100 kg



### ACCESSORIES

PRODUCT	PROPERTIES
KM4404-L	Lid to mesh trolley



## MESH TROLLEY


- Electro galvanised
- 4 swivel castors, 2 with brakes 100 mm
- Capacity: 100 kg

PRODUCT	COLOUR	DIMENSIONS	BRAKES	CAPACITY
KM4404-KP	El.galv	830 x 630 x 735	Yes	100 kg



### ACCESSORIES

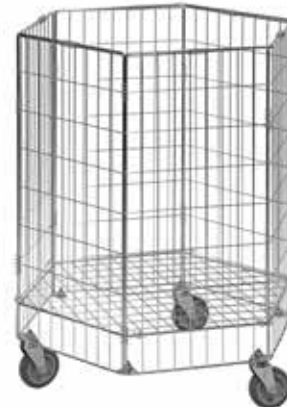
PRODUCT	PROPERTIES
KM4404-L	Lid to mesh trolley



## MESH TROLLEY

- Electro galvanised
- 3 swivel castors 100 mm
- Capacity: 100 kg

PRODUCT	COLOUR	DIMENSIONS	BRAKES	CAPACITY
KM4404-R	El.galv	700 x 700 x 900	No	100 kg



## LARGE SHOP TROLLEY

- Electro galvanised and clear coated
- Height to top shelf 715 mm
- Distance between shelves 475 mm
- 2 fixed and 4 swivel castors 125 mm
- Capacity: 400 kg

PRODUCT	COLOUR	DIMENSIONS	BRAKES	CAPACITY
KM203110	El.galv	1320 x 430 x 1120	No	400 kg



# Castors that keep your business rolling

FOR MORE THAN 20 YEARS, WE HAVE BEEN WORKING CLOSELY WITH TENTE – THE BIGGEST WHEEL AND CASTOR MANUFACTURER IN EUROPE. TOP QUALITY CASTORS FROM TENTE ARE USED ON THOUSANDS OF MOBILE SOLUTIONS ALL OVER THE WORLD. THROUGH OUR WORKING RELATIONSHIP, WE ENSURE THAT OUR PRODUCTS PRESENT THE BEST POSSIBLE FUNCTION AND ERGONOMICS.



## A bit of castor knowledge

### THERE ARE SOME FUNDAMENTAL PRINCIPLES THAT ARE GOOD TO KNOW WHEN CHOOSING CASTORS FOR YOUR TROLLEY

- Big castors run more smoothly than little ones
- Hard castors have lower rolling resistance than soft ones
- Castors with a soft contact surface damp down noise and vibrations better than hard castors
- Hard castors work best on soft surfaces, and vice versa
- Double castors swivel more easily than single castors

### THE BRACKET THAT HOLDS THE WHEEL CAN BE FIXED OR SWIVEL

Wheels with a swivel bracket are often called “castors”, and are available with or without brakes. Some brackets are also available with direction lock and/or brake in the direction of travel. It is common to combine two different types of bracket on the same product.



## Move heavy loads without straining

It takes 40 kg of force to start a trolley with a loaded weight of 400 kg. To facilitate the handling of heavy loads, we recommend fitting “e-drive flex”, the electric power drive solution from Tente.

E-drive flex not only provides start assistance, but also helps to make turns and complete other manoeuvres. The powered drive helps staff work more efficiently, while reducing stresses and strains – and the risk of developing pain in the neck, back and joints.

E-drive flex is distinguished by a robust, powerful design including replaceable wheels. The drive wheel retracts in standby mode, leaving the space beneath the trolley unobstructed. The system features stepless speed adjustment (forward and reverse), and the ergonomic handles are fitted with LED diodes displaying system functions and battery level.

E-drive flex can be easily retrofitted to most trolleys. Max. weight: 400 kg.



## ASK US

We at Kongamek have extensive knowledge about wheels and castors, and we will make sure your trolley has the best possible castors. For help in choosing the right trolley for your business, see the information on page 8.



### THE PRINCIPAL CRITERION FOR CHOOSING THE MATERIAL IS THE WEIGHT CAPACITY YOU NEED

- Polypropylene is usually sufficient for small trolleys.
- Polyamide/"nylon" is a strong synthetic material that can handle loads weighing hundreds of kilos.
- Aluminium, steel and cast iron are typically used for heavier assignments.

### THE CASTOR COATING DETERMINES ROLLING PROPERTIES AND WEIGHT CAPACITY

Hard castors – such as polyamide castors – are supplied without coating. Rubber and polyurethane coatings are available in different degrees of hardness, although rubber coatings are generally softer and cheaper, while polyurethane ones are harder-wearing. Soft wheel treads deal better with uneven surfaces than hard ones.

### BEARING TYPE IS DEFINED BY WEIGHT AND HOW MUCH THE TROLLEY IS TO TRAVEL

If the trolley is light, it is not usually necessary to choose special bearings. Ball bearings provide the least rolling resistance.

## Design your castors

You can now design your own castor walls. Highlight your brand, adapt the trolley to match the surroundings, or come up with a distinctive appearance that is sure to attract attention.

The choice is yours – we can design castors to match your wishes exactly. Through our partner Tente, we can apply a fully personalised design to LINEA castors with diameters of 65, 75 and 100 mm, and to flat castor walls with diameters of 75 and 100 mm.

Contact us for advice and guidance.



# Common castors & wheel types

## LIGHT TROLLEYS *Trolleys with a capacity of up to 150 kg*



1.

2.

WHEEL TYPE	MATERIAL TREAD	DIAMETER	BEARINGS	PROPERTIES
1. Castor, standard	Polyurethane	100-125mm	Slide bearings	Hard-wearing tread. Low rolling resistance
2. Castor, standard	Thermoplastic rubber	100-125mm	Ball bearings	Lower start force due to ball bearings in the wheel hub. Improved manoeuvrability on account of double rows of bearings in the ball race. Quieter thanks to the softer tread.

## MEDIUM TROLLEYS *Trolleys with capacities up to 250 kg*



3.

4.

5.

6.

7.

8.

9.

WHEEL TYPE	MATERIAL TREAD	DIAMETER	BEARINGS	PROPERTIES
3. Castor, standard	Thermoplastic rubber	100-125mm	Ball bearings	Lower start force due to ball bearings in the wheel hub. Improved manoeuvrability on account of double rows of bearings in the ball race. Quieter thanks to the softer tread.
4. Flat-free	PU foam	100-125mm	Ball bearings	A lot quieter on account of the soft tread. Gentler transport of goods. Easy to negotiate obstacles (door sills, for instance) on account of the softness of the tread.
5. Design	Thermoplastic rubber	100-125mm	Ball bearings	Less start force. Springy synthetic material with low noise level. Easy to clean on account of the smooth surfaces.
6. Castors, double	Polyurethane	100mm	Ball bearings	Improved mobility and manoeuvrability due to the double wheels. Design castors in synthetic material with a spring effect; own print available on castor walls. Easy to clean on account of the smooth surfaces.
7. Central locking	Thermoplastic rubber	125mm	Ball bearings	Multi-functional castors where you can switch between functions: four castors/direction lock/central locking. Low noise level. Easy to clean on account of the smooth surfaces.
8. ESD	Solid rubber	75-125mm	Ball bearings	Less start force. Low noise level. Excellent at negotiating obstacles.
9. Stainless	Thermoplastic rubber	125mm	Ball bearings	Corrosion resistant. Springy synthetic material with low noise level. Easy to clean on account of the smooth surfaces.

## HEAVY TROLLEYS *Trolleys with capacities from 300 kg*



10.

11.

12.

13.

14.

15.

WHEEL TYPE	MATERIAL TREAD	DIAMETER	BEARINGS	PROPERTIES
10. Solid rubber	Rubber	160-200mm	Roller bearings	Universal castors, functions indoors and out. Less rolling resistance on account of roller bearings in the axles.
11. Nylon	Polyamide	160-200mm	Roller bearings	Low friction against the surface, results in low start force. Higher load. Does not become flat if the wheel is left under a load for a long time.
12. Elastic	Elastic rubber	160-200mm	Roller bearings	Extremely low noise level on account of soft tread. Gentler transport of goods. Works well indoors, outdoors and in trolley trains.
13. Heavy load	Polyurethane	160-200mm	Roller bearings	Low start force. High load. Extremely hard-wearing tread; also functions in trolley trains.
14. Air rubber	Rubber	260-400mm	Roller bearings/ Ball bearings	Designed for tough environments and uneven surfaces. Easily negotiates obstacles. Low noise level.
15. Flat-free	Rubber	260-400mm	Roller bearings/ Ball bearings	Improves reliability and cuts down on wheel replacement. Easily negotiates obstacles and uneven surfaces. Low noise level.

# Index

KM0170H4M10.....131	KM143175.....10, 11	KM2105.....50	KM4133.....46	KM680.....160
KM0207.....67	KM143225.....10	KM2106.....51	KM4134.....47	KM681.....160
KM0208.....67	KM143275.....10, 11	KM213.....82, 145	KM4144.....47	KM682.....160
KM0209.....67	KM144400.....98	KM215.....80	KM4147.....49	KM683.....160
KM0550085.....85	KM144450.....98	KM216.....27	KM4147-ESD.....37	KM684.....161
KM07200.....75	KM144500.....98	KM217.....88, 89	KM4148.....49	KM685.....161
KM07300.....73	KM144550.....99	KM221.....89, 90	KM4148-ESD.....38	KM686.....161
KM07330.....73	KM144600.....99	KM222.....91	KM4149.....47	KM70.....17, 18
KM07340.....148	KM144650.....99	KM223.....92	KM4150.....48	KM7100.....25
KM07350.....148	KM144900.....72	KM224.....92	KM4168.....46	KM7105.....50
KM07360.....73	KM144902.....16	KM232.....100	KM4169.....48	KM7106.....51
KM07390.....73	KM144903.....16	KM233.....100	KM4175.....46	KM72801802.....130, 132
KM079119.....86	KM144904.....17	KM234.....100	KM4176.....48	KM72801803.....130
KM080040.....84	KM145251.....72	KM235.....101	KM4200.....22	KM72801804.....132
KM080062.....85	KM145685.....72	KM236.....101	KM4202.....163, 164	KM72811802P.....133
KM080085.....85	KM145730.....76	KM250.....106	KM430.....106	KM72811803P.....133
KM080100.....85	KM145740.....75	KM2500.....12	KM4303.....163	KM72811804P.....133
KM08200.....144	KM145760.....13	KM2501.....12	KM431.....107	KM731.....112
KM08300.....28	KM145845.....76	KM270.....127	KM432.....105	KM7731.....112
KM08350.....28	KM145855.....76	KM271.....123	KM433.....105	KM80.....129, 135
KM08375.....27	KM145860.....76	KM272.....124	KM435.....106	KM8000.....53, 54
KM08400.....144	KM145961.....75	KM30.....17, 18	KM436.....106	KM8000-ESD.....39
KM08425.....27	KM1500.....44	KM30CR.....142	KM437.....105	KM8100.....25
KM09911911.....86	KM151.....60, 61	KM300.....118	KM439.....146	KM8112.....31
KM100.....68	KM152.....61	KM30170.....14	KM4404.....166, 167	KM8113.....32
KM10000.....82	KM152974.....153	KM3025.....14	KM4893.....22	KM8200.....22
KM101.....68	KM152975.....153	KM3025-ESD.....40	KM5100.....25	KM831.....115
KM102.....68	KM152976.....154	KM3026.....15	KM5105.....50	KM839.....144
KM103.....69	KM152977.....154	KM3026-ESD.....40	KM5106.....51	KM84.....136
KM104.....69, 70	KM152978.....152	KM3027.....15	KM530.....109	KM8500.....117
KM105.....71	KM152979.....154	KM3028.....15	KM531.....109	KM86.....136
KM106.....71	KM153.....17, 62, 63, 64	KM3029.....15, 16, 127	KM532.....108	KM872.....33
KM107.....71	KM153-SS-ESD.....41	KM3029-ESD.....40	KM533.....108	KM873.....34
KM1091.....138	KM154.....156	KM3030.....15, 16	KM535.....108, 109	KM88.....136
KM1105.....50	KM155.....65	KM3030-ESD.....40	KM536.....108	KM882.....140
KM1106.....51	KM156.....60	KM3031.....12, 13	KM53631002.....129	KM89.....137
KM111013.....165	KM157.....60	KM30770.....21	KM537.....107	KM9000.....55
KM113227.....113	KM160.....17, 18, 140	KM30773.....21	KM538.....107	KM901000.....84
KM113228.....113	KM161.....140	KM30780.....22	KM539.....146	KM901500.....84
KM113229.....114	KM1610501.....165	KM3100.....25	KM600.....118	KM901800.....84
KM113230.....114	KM1610570.....165	KM3105.....50	KM60350.....120, 124	KM9100.....49
KM113500.....62	KM162.....156	KM3106.....51	KM60351.....122, 124, 125	KM9105.....50
KM113700.....62	KM1620.....141	KM3200.....22	KM60354.....120, 121, 124	KM9106.....51
KM115.....17, 18	KM164.....156	KM330000.....44	KM60355.....122, 124, 125	KM9112.....32
KM1200.....137	KM165.....157	KM330120.....43	KM60356.....123, 125	KM9113.....33
KM120510.....137	KM166.....157	KM330150.....43	KM60357.....120, 121	KM9199.....28
KM120801803.....130	KM167.....157, 158	KM330200.....43	KM60358.....24	KM9202.....29
KM120801804.....131	KM167-ESD.....37	KM330250.....43	KM60359.....24	KM944.....150
KM1210.....138	KM1688.....94	KM330300.....43	KM60360.....126	KM945.....150
KM123-E.....78	KM170.....23	KM330.....104	KM60363.....126, 127	KM946.....150
KM124.....78	KM171.....23	KM331.....104	KM60364.....121	KM96101.....31
KM125.....78, 79	KM172.....23	KM332.....103	KM60365.....123	KM96200.....31
KM125077.....152	KM172-ESD.....37	KM333.....103	KM60367.....124	KM96201.....31
KM125264.....153	KM1720.....20	KM335.....104	KM60368.....124, 125	KM96202.....31
KM126.....80	KM173.....24	KM336.....103	KM60369.....125	KM96203.....31
KM129.....44	KM173-ESD.....37	KM337.....101, 102	KM6105.....50	KM96300.....31
KM130.....97	KM1730.....20	KM338.....102	KM6106.....51	KM96302.....31
KM130-HL.....23	KM180-250.....113	KM36720.....163	KM630.....111	KM96601.....14
KM132.....96	KM183.....24	KM373.....24	KM631.....111	KM972.....34
KM133.....96	KM191.....94	KM3730.....20	KM632.....110	KM973.....35
KM135.....96	KM192.....94	KM400.....11	KM633.....110	KMD1.....74
KM137.....95	KM197.....165	KM4100.....25	KM635.....110, 111	KMD2.....74
KM138.....95	KM198.....166	KM4105.....50	KM636.....110	KMD3.....74
KM139.....97	KM1987.....35	KM4106.....51	KM637.....109	KMKPH-101.....58
KM140.....95	KM199.....166	KM4123.....52	KM6705.....41, 161	KMKPH-102.....58
KM142650.....144, 145	KM2000.....134, 135	KM4123-ESD.....38	KM672.....159	KMKPH-104.....58
KM142652.....145	KM2000L.....44	KM4124.....52	KM673.....159	KMKPH-105.....58
KM142654-R.....145	KM200801804.....131	KM4124-ESD.....39	KM673-ESD.....41	KMKPH-109.....58
KM143025.....10	KM20080.....114, 115	KM4125.....52	KM675.....159	KMT32-105.....58
KM143075.....10, 11	KM2010.....135	KM4126.....46	KM676.....159	X2005.....142
KM143125.....10	KM203110.....167	KM4127.....47	KM679.....160	

# Find Your workmate



**WASTE TROLLEYS**  
9-18



**TABLE TROLLEYS**  
19-25



**CONSTRUCTION TROLLEYS**  
26-29



**DESIGN TROLLEYS**  
30-35



**ESD TROLLEYS**  
36-41




**HEAVY DUTY TROLLEY**  
42-44



**SHELF TROLLEYS**  
45-56



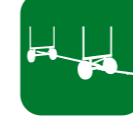
**KONGA MOVING SYSTEM**  
57-58



**OFFICE TROLLEYS**  
59-65




**TRUCKS**  
66-76



**MATERIAL HANDLING TRUCKS**  
77-80



**PARCEL TROLLEY**  
81-82



**PALLET FRAMES & PALLET CONTAINERS**  
83-86



**PALLET TRUCKS**  
87-92



**PLATFORM TROLLEYS**  
93-115



**PICKING TROLLEYS**  
116-118



**STAINLESS TROLLEYS**  
119-127



**ROLL CONTAINERS**  
128-138



**SERVICE TROLLEY**  
139-142



**BOARD TROLLEYS**  
143-146



**SCOOTER**  
147-148



**SPREADERS**  
149-150



**DRYING TROLLEYS**  
151-154



**DOLLIES & BIN TROLLEYS**  
155-161



**NET/MESH TROLLEYS**  
162-167

## Your workmate

Comprising around 1,400 standard products, the "Your workmate" range can handle the majority of requirements on the market. For detailed information about all our trolleys, visit [www.kongamek.com](http://www.kongamek.com)

## Customised products

Do you need a customised product? No problem – we help you every step of the way from initial idea to finished product. Contact your sales representative or visit [kongamek.com](http://kongamek.com) to make your inquiry.

## Contact us

Can't find what you're looking for? Send an email to [info@kongamek.se](mailto:info@kongamek.se) or call our customer service department on +46 10 130 66 00.



[kongamek.se](http://kongamek.se)



[kongamek.com](http://kongamek.com)  
(UK)



[kongamek.de](http://kongamek.de)



[kongamek.fr](http://kongamek.fr)



[kongamek.no](http://kongamek.no)



[kongamek.fi](http://kongamek.fi)



[kongamek.dk](http://kongamek.dk)



[kongamek.nl](http://kongamek.nl)



[kongamek.it](http://kongamek.it)



[kongamek.es](http://kongamek.es)



[kongamek.pt](http://kongamek.pt)



### HEAD OFFICE

Dång 2, SE-362 93 Tingsryd, Sweden  
Phone +46 (0)10-130 66 00 • [info@kongamek.se](mailto:info@kongamek.se)



[kongamek.se](http://kongamek.se)